

STATE OF SOUTH CAROLINA
DEPARTMENT OF EDUCATION

ELLEN WEAVER
STATE SUPERINTENDENT OF EDUCATION



VirtualSC Annual Report 2023–2024

Pursuant to S.C. Code Ann. § 59-16-60

November 25, 2024

The South Carolina Department of Education does not discriminate on the basis of race, color, religion, national origin, sex, sexual orientation, veteran status, or disability in admission to, treatment in, or employment in its programs and activities. Inquiries regarding the nondiscrimination policies should be made to the Employee Relations Manager, 849 Learning Lane, West Columbia, SC 29172, 803-734-8781. For further information on federal non-discrimination regulations, including Title IX, contact the Assistant Secretary for Civil Rights at OCR.DC@ed.gov or call 1-800-421-3481.

Contents

Contents	1
Executive Summary	2
Key Achievements	2
Challenges and Areas for Improvement	2
Looking Forward	3
Introduction	4
Reporting Requirements	5
High School Supplemental Program	5
Growth and Demand	7
Expenditures	8
End-of-Course Examination Results	9
Advanced Placement Exam Results	9
Course Development and Quality Matters Certification	10
Middle School Supplemental Program	11
Franchise Program	12
Elementary Keyboarding Program	14
Appendix A: Program Overview	16
Mission	16
Core Values	16
Goals and Objectives	16
Appendix B: VirtualSC Student Enrollment, 2023–24	17
Public, Private, Charter, Home and Adult Education School District Enrollment	17
Charter School District School Enrollment	19
Private School Enrollment	20
Appendix C: Successful Course Completion Rates by Subject and Course, 2023–24	23
Appendix D: Advanced Placement Enrollment by District and School, 2023–24	27
Appendix E: Course Offerings and Enrollment, 2023–24	30
High School Courses	30
Middle School Courses	32

Executive Summary

The **VirtualSC Annual Report 2023–24** highlights the significant accomplishments, challenges, and growth of VirtualSC, South Carolina’s state-sponsored online learning program. Aligned with the South Carolina Department of Education’s mission to prepare all students for success in college, careers, and military-readiness, VirtualSC provides flexible, accessible learning opportunities to students statewide. During the 2023–24 academic year, VirtualSC served 32,520 students across public, private, homeschool, and adult education settings, generating a total of 57,896 course enrollments.

Key Achievements

- **High Completion Rates:** VirtualSC achieved an overall course completion rate of 86%, with notable success in credit recovery and specialized programs like the Elementary Keyboarding Program, which served over 110,000 students across 49 districts.
- **Middle School Program Expansion:** The middle school pilot, which launched in 2021, has become fully state-funded, providing essential core and exploratory courses to 343 middle school students. The program demonstrated an 83% completion rate with an 88% success rate.
- **Quality Matters Certification:** VirtualSC expanded its Quality Matters (QM)-certified course offerings, adding six new courses to achieve a total of thirteen QM-certified courses. This certification underscores the program’s commitment to high-quality, accessible online learning.
- **Franchise Program Impact:** In collaboration with 13 school districts, VirtualSC’s Franchise Program delivered flexible, district-customized courses, serving over 4,200 students with an 82% success rate.

Challenges and Areas for Improvement

- **Unmet Enrollment Demand:** Despite growth, VirtualSC was unable to fulfill 2,503 course requests due to limited teacher capacity, particularly in high-demand courses like Spanish, Personal Finance, and Physical Education. Addressing these capacity constraints will be critical to meeting future demand.
- **End-of-Course and AP Performance:** VirtualSC students showed mixed performance on state End-of-Course Examination Program (EOCEP) and Advanced Placement (AP) exams. While students excelled in some areas, overall VirtualSC pass rates fell below state averages in key subjects like Algebra 1 and Biology.

Looking Forward

VirtualSC is committed to meeting the goal of 75% of South Carolina students meeting or exceeding grade level by 2030 through expanded training and support for teachers. Planned initiatives for 2024–25 include hiring additional staff to meet enrollment demand, increasing the number of QM-certified courses, and enhancing teacher support to improve student outcomes on EOCEP and AP exams. With continued investment and strategic planning, VirtualSC aims to provide all students with the high-quality, flexible learning they need to succeed.

Introduction

The vision of the South Carolina Department of Education (SCDE) is that “All students graduate prepared for success in college, careers, and citizenship. By 2022, districts will have available a system of personalized and digital learning that supports students in a safe learning environment to meet the Profile of the South Carolina Graduate.”

VirtualSC is proud to support the *Profile of the South Carolina Graduate* by offering multiple types of learning to students of all ages in South Carolina. VirtualSC is comprised of the High School Supplemental Program, the Middle School Supplemental Program, the Franchise Program, the Elementary Keyboarding Program, and other services, including test preparation and skills recovery resources. For more information regarding VirtualSC’s mission, goals, and objectives, please see [Appendix A: Program Overview](#).

VirtualSC is also committed to meeting the agency goal of 75% of South Carolina students at or above grade level by 2030. VirtualSC provides a rigorous standards-aligned curriculum that is developed to prepare students to meet or exceed grade level academic standards requirements. With enhanced and expanded training and support for teachers, a focus on utilization of data to assist teachers in making informed instructional decisions, expanding access to employment-aligned career pathways by increasing and enhancing Career and Technical Education (CTE) course opportunities that the program offers virtually to students statewide. Additionally, VirtualSC is focused on AP and EOCEP exam preparation for both teachers and students to ensure continued progress with increasing student performance on both exams.

Reporting Requirements

Effective May 15, 2007, S.C. Code Ann. § 59-16-60 legislation went into effect that requires VirtualSC to provide the General Assembly an annual report that must contain at least the following:

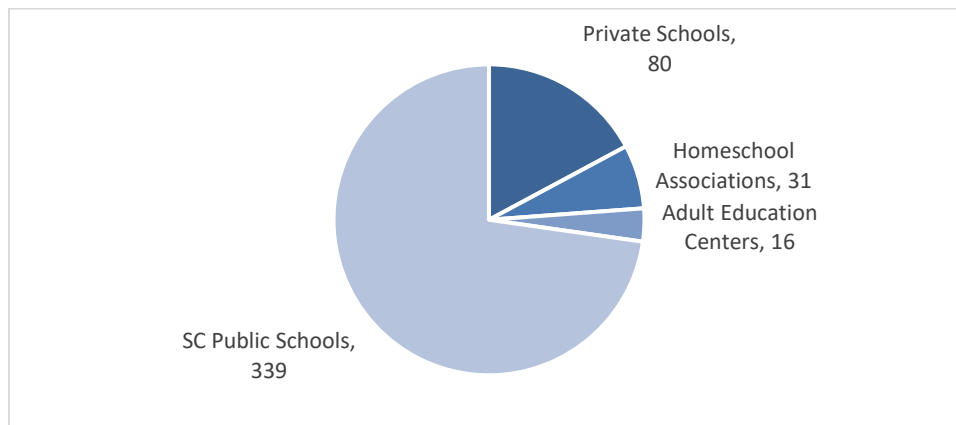
1. List of courses offered through the virtual school;
2. Number of local school districts and number of the district students participating in the virtual school;
3. Private schools and number of the private school students participating in the virtual school;
4. Number of homeschool students participating in the virtual school;
5. Success rates for students by courses enrolled in the virtual school;
6. Number of students who dropped a course and reasons for dropping;
7. Expenditures made for the virtual school; and
8. Number of students unable to enroll because of space limitation.

High School Supplemental Program

VirtualSC's High School Supplemental Program is a free, state-sponsored, online program serving students currently attending public, private, and home schools in grades 6–12 and adult education programs. VirtualSC courses are taught by state-certified teachers who have shown expertise in their subject areas. All VirtualSC full-time teachers hold a rating of Highly Qualified in their subject area by the SCDE. In addition to their outstanding credentials, all full-time and part-time teachers must undergo in-service Online Professional Development training to teach with VirtualSC. Due to the high volume of student requests for courses, VirtualSC employed fifty-one full-time teachers for the 2023–24 academic year in addition to 144 part-time teachers and language coaches.

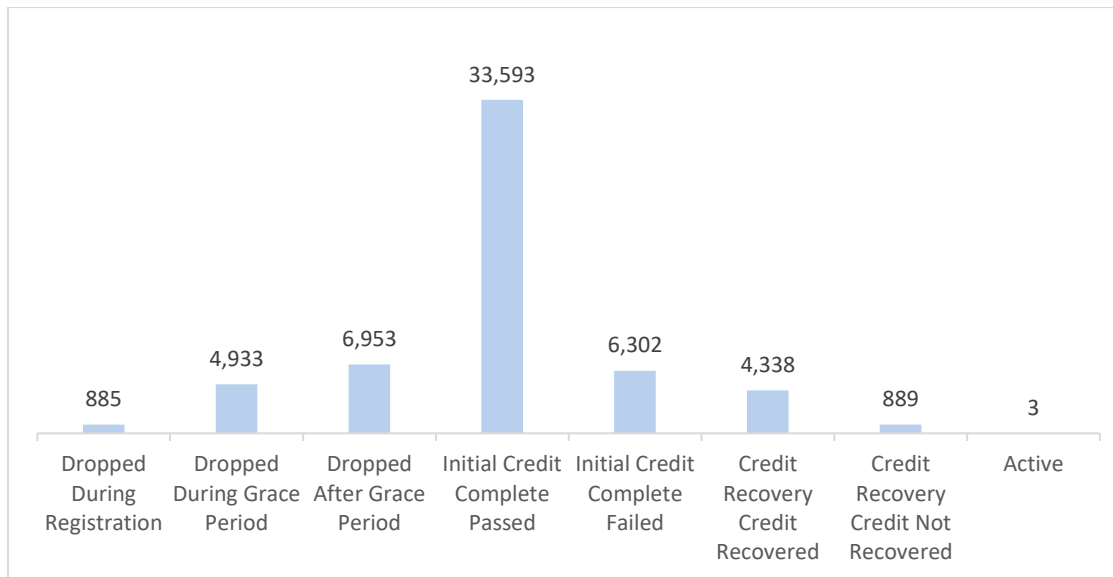
In 2023–24, VirtualSC served 32,520 students with 57,896 enrollments (an enrollment is one student in one class) for 339 schools in 80 public school districts, 31 home school associations, 80 private schools, and 16 adult education centers located throughout South Carolina (for summary, see Figure 2 below, for details, see [Appendix B: Student Enrollment by District](#)).

Figure 2. VirtualSC School Participation, 2023–24



Of the students who enrolled in their courses and stayed beyond the fourteen-day grace period, 37,931 successfully completed their courses, while 6,302 received a failing grade. Therefore, VirtualSC had a successful course completion rate of 86 percent for the school year. (For details on individual class success rates, see [Appendix C: Successful Course Completion Rates](#).) In addition, 885 dropped during the registration period, 4,933 dropped during the no-penalty grace period, and 6,953 dropped after the grace period; see Figure 3 below.

Figure 3. VirtualSC 2023–24 Enrollment Activity



Among the most common reasons offered for dropping the class after the grace period were the following:

- Overextension (taking too many courses and/or involved in too many extracurricular activities);
- Rigor (more difficult than the student thought);

- Incompatibility with learning style (need face-to-face instruction in a brick and mortar classroom);
- Lack of understanding about the course requirements, especially language labs for world language courses; and
- Technology (non-compatible hardware and/or no internet connection at home).

Growth and Demand

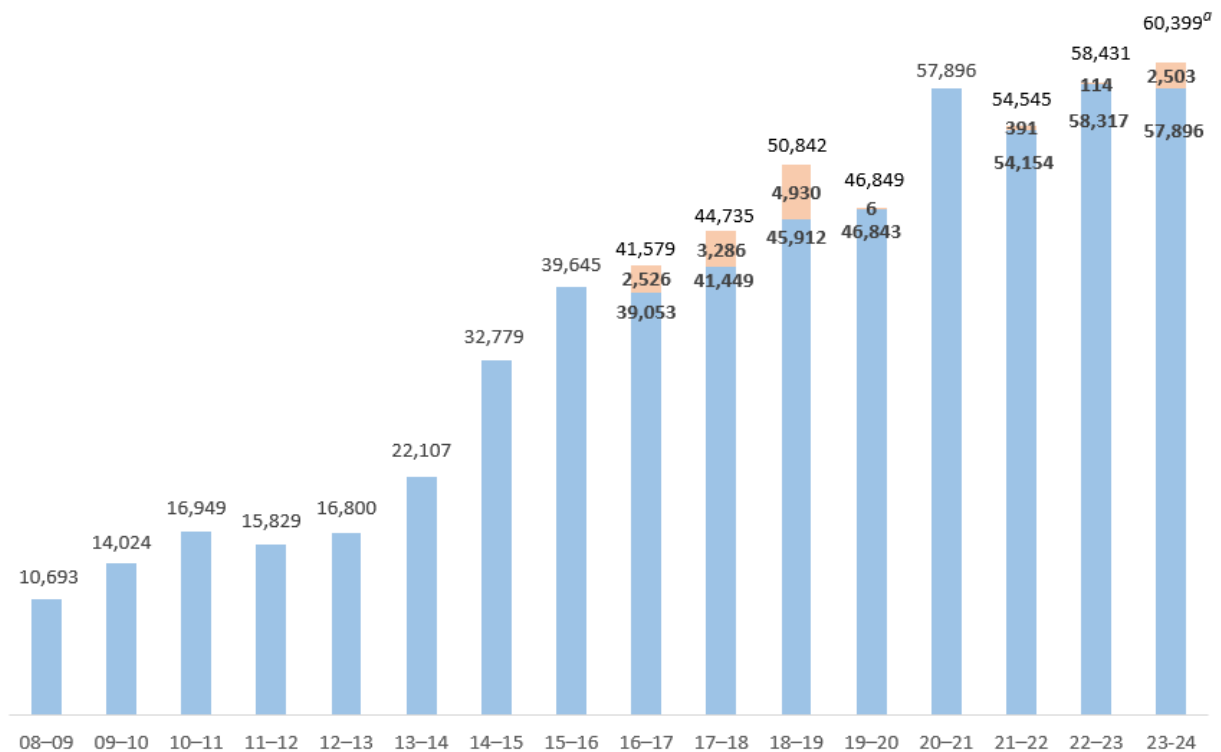
VirtualSC has been steadily growing since its pilot in 2007 and program inception in 2008. As demand increases, new courses are developed and added to the curriculum, which helps to increase enrollments. Although VirtualSC doesn't directly advertise, through word-of-mouth endorsements, the demand for existing courses has also increased. As demand increases, the faculty and administrative staff increases accordingly. During the 2023–24 school year, VirtualSC was not able to serve every student who requested a class, denying 2,503 course requests due to lack of teaching capacity. For details, see Table 1 below.

Table 1. 2023–24 VirtualSC Course Requests Unfulfilled

Term	Subject	Course	Number of Unfulfilled Requests
Fall 2023			0
Spring 2024	CTE	Family Life Education 1 CP	15
	World Languages	Spanish 1 CP Accelerated	156
Summer 2024	CTE	Digital Workplace Applications CP	29
		IT Fundamentals CP	236
		Medical Terminology CP	29
		Personal Finance CP	470
	English	English 4 CP	29
	Health /PE	Personal Health CP	43
		Physical Education CP	504
		Geometry CP	73
	Math	Probability and Statistics CP	177
		Earth Science CP	17
		Environmental Science CP	49
	Science	Economics and Personal Finance CP	173
		Economics and Personal Finance Honors	349
		Government CP	154

For the complete history of VirtualSC's growth, see Figure 4 below.

Figure 4. VirtualSC Student Enrollment and Unfulfilled Requests, 2008–09 through 2023–24



^aFigure 4. Each bar in this chart represents the total number of requests for enrollments at VirtualSC for the school year. The orange portion of the stacked bars represents the number of enrollments denied due to lack of teaching capacity. In the 2023–24 school year, 2,503 enrollment requests were unable to be fulfilled.

Expenditures

Expenditures for 2023–24 totaled \$15,066,596.29 for salaries and fringe benefits for all program administration, full-time teachers, and temporary adjunct teachers. Additionally, VirtualSC spent \$1,782,592.92 for operating costs, including, but not limited to, program software, instructional technologies, and digital instructional materials. Salary and fringe costs came from the General Fund, while the operating budget was appropriated through the General Fund, program-collected revenue, and other funds allocated through the Elementary and Secondary School Emergency Relief Funds (ESSER).

End-of-Course Examination Results

During 2023–24, 442 VirtualSC students took End-of-Course Examination Program (EOCEP) courses, for which there is a state-mandated final exam. The passage rates for VirtualSC students taking this exam, as compared to the state passage rates, are detailed in Table 2.

Table 2. 2023–24 VirtualSC EOCEP Course Results

Course	VirtualSC Number of Exams Taken	VirtualSC Number of Exams Passed	VirtualSC Exam Passage Rate	State Exam Passage Rate
Algebra 1	146	81	55.5%	72.5%
Biology 1	90	42	46.7%	62.9%
English 2	66	57	86.4%	85.8%
US History and Constitution	140	86	61.4%	58.8%
Total/Average	442	266	60.2%	68.3%

Advanced Placement Exam Results

During 2023–24, 235 VirtualSC students took the national Advanced Placement (AP) exams. The passage rates, as compared to the state passage rates, are detailed in the table below:

Table 3. 2023–24 VirtualSC AP Course Results

Course	VirtualSC Number of Exams Taken	VirtualSC Number of Exams Passed	VirtualSC Exam Passage Rate	State Exam Passage Rate
AP Art History	39	15	38.5%	59.6%
AP Biology	14	11	78.6%	78.2%
AP Calculus AB	20	10	50.0%	68.5%
AP English Language	17	6	35.3%	60.1%
AP English Literature	17	15	88.2%	81.1%
AP European History	8	7	87.5%	72.1%
AP Research	28	21	75.0%	91.2%
AP Seminar	31	29	93.5%	94.9%
AP Statistics	43	23	53.5%	65.1%
AP US History	18	16	88.9%	78.1%
Total/Average	235	153	65.1%	73.5%

For a list of districts taking AP classes with VirtualSC, please see [Appendix D: Advanced Placement](#).

Course Development and Quality Matters Certification

Courses Being Developed:

- Applications and Modeling
- Earth & Space Science Credit Recovery
- English 1 Credit Recovery
- English 2 Credit Recovery
- English 3 Credit Recovery
- English 4 Credit Recovery
- Spanish 3 Honors

Courses Being Piloted:

- 6th Grade English
- 6th Grade Math
- 7th Grade English
- 7th Grade Math
- 8th Grade English
- 8th Grade Math
- Digital Workplace Applications
- English 1 CP
- English 1 Honors
- English 2 CP
- English 2 Honors
- English 3 CP
- English 3 Honors
- English 4 CP
- English 4 Honors

In 2023–24, six new VirtualSC courses earned the Quality Matters (QM) Certification Mark following a rigorous review process, bringing the total number of QM certified courses to thirteen. The QM Certification Mark is the internationally recognized symbol of online and blended course content and design quality, including accessible content, and represents VirtualSC’s ongoing commitment to creating quality courses that are designed to help students succeed. VirtualSC has plans to submit ten more courses for certification in the 2024–2025 school year.

Courses Certified by Quality Matters:

- 7th Grade Science
- 8th Grade Science
- Anatomy and Physiology CP
- AP English Literature
- AP European History
- AP US History
- Child Development CP
- Economics and Personal Finance CP
- Environmental Science CP
- Government CP
- Physics CP
- PreCalculus Honors
- US History and Constitution CP

For a complete list of courses that were offered during the 2023–24 school year, please see [Appendix C: Success Course Completion Rates](#) and [Appendix E: Course Offerings](#).

Middle School Supplemental Program

In 2021, VirtualSC began a pilot program serving public, private and home-schooled students in grades six to eight. The program consists of 18 courses in the core subject areas of English, mathematics, science and social studies, plus six exploratory courses. This year the program served 343 middle school students in 746 enrollments, had a completion rate of 83 percent and a success rate of 88 percent.

In FY 2023, the middle school program became fully state-funded. The program will continue beyond the expiration of emergency federal funding (ESSER) so that VirtualSC can continue to offer middle school courses to students statewide. The middle school program continues to grow and expand course opportunities for students with a focus on expanding exploratory course options.

For a complete list of courses that were offered during the 2023–24 school year, please see [Appendix C: Success Course Completion Rates](#) and [Appendix E: Course Offerings](#).

Franchise Program

VirtualSC began to offer a flexible Franchise Program to schools and districts across the state in 2014. This program allows districts to use VirtualSC-developed course content, the program's Learning Management System (Moodle), and the VirtualSC Student Information System (GeniusSIS) while using their own instructors. For the 2023–24 school year, VirtualSC had 13 franchise programs:

- Aiken County School District;
- Berkeley County School District;
- Charleston County School District;
- Colleton County School District;
- Dorchester County School District 4;
- Edgefield County School District;
- Greenwood School District 50;
- Horry County School District;
- Lexington County School District One;
- Lexington School District 4;
- School District of Newberry County;
- School District of Oconee County; and
- School District of Pickens County.

These franchises offered 530 sections, serving 4,219 students with 10,566 enrollments and had an 82 percent overall success rate.

Each district uses the curriculum provided in a slightly different way to meet their district's unique needs. Some examples of the innovative ways districts are using our program follow:

- **Aiken County School District** offers three programs for their students; Aiken County Virtual Academy (ACVA), iNOVATE and Aiken Flex. ACVA is a supplemental program within the district that allows students to take courses during the school day in a computer lab or at home. Students who take a course during the school day are placed in a dedicated ACVA lab where they are assisted by ACVA lab facilitators. The iNOVATE program is a complete online program, where students have the ability to take all of their courseload online. Students have daily, live interaction with teachers. iNOVATE provides flexibility while preserving personalized academic support for all students. Students who participate in the Aiken iNOVATE program remain students at their home-zoned school. Aiken Flex serves the district's vast homebound population, by allowing students to maintain pace while they are unable to attend school. It then allows them to transition back into the school setting once they are medically able to do so. Aiken's goal for their franchise program is "to provide Aiken School District with options that can help us best meet the needs of a diverse group of learners who come from different backgrounds, geographies, and who have different, yet viable goals for their education."

- **Berkeley County School District** provides virtual courses, through its online program called Berkeley County Virtual Learning Program (BCVLP), to high school students at the request of the school counselor. BCVLP focuses on offering courses to its transient population and to students who need courses to graduate. Berkeley also offers virtual courses to its adult education students.
- **Dorchester County School District Four** delivers blended virtual courses to their district's alternative program, Odyssey Educational Center. Teachers facilitate the classes through a competency-based model. Their class schedule is based on subjects, not courses. Students may be in different courses within a subject area and different parts of the course, but because the courses are virtual, the teacher can assist students individually. By using the franchise program at Odyssey, students have been able to complete more courses within the school year.
- **Horry County School District** uses the VirtualSC Franchise Program to offer math and elective courses to students as part of their FLEX (supplemental learning) program. Students are able to earn credit for their classes while receiving challenging and relevant on-line curriculum.
- **School District of Pickens County (SDPC)** provides virtual courses, through its online program called Pickens County Virtual Academy (PCVA). Pickens County allows grades 6 to 8 to take Science and Social Studies to serve students in their choice program, in lieu of expulsion, in lieu of homebound services, in behavior intervention, and for supplemental coursework. Grades 9 to 12, primarily take core courses. It serves students full time enrollment in PCVA as a choice program, in lieu of expulsion, or in lieu of homebound. Additionally, students supplement in-person learning with virtual courses to meet specific needs/gaps.
- **School District of Newberry County** allows the Newberry Alternative School to use the VirtualSC Franchise Program to provide courses to students who are academically behind in major content classes. The VirtualSC Franchise Program has also allowed for students within the district to use the program to graduate early.

Elementary Keyboarding Program

South Carolina law was amended to require all statewide assessments to be administered online beginning in spring 2017. Students in grades 3–8 and in high school will be taking online assessments in ELA, mathematics, social studies, and science. Keyboarding skills are essential to students' success. To meet the expressed needs and inquiries of the districts and schools across South Carolina, VirtualSC offers a blended learning Elementary Keyboarding Program statewide. It supports personalized learning and customized education for every student through an online choice option for keyboarding instruction.

The primary objectives of the Elementary Keyboarding Program are:

- To provide instruction in alphabetic keyboarding to students in grades K–6;
- To provide instruction and practice in navigation through online open educational resources and activities; and
- To provide opportunity for students to compose paragraphs, short answers, or essay responses at the keyboard in a timely manner from writing prompts provided in the course.

During the 2023–24 school year, VirtualSC served 110,331 students and approximately 1,000 teachers and administrators in the following 49 districts/schools:

- | | |
|--|---------------------------------------|
| • Abbeville County School District | • Kershaw County School District |
| • Aiken County Public Schools | • Laurens County School District 56 |
| • Anderson School District 2 | • Lexington 4 |
| • Anderson School District 3 | • Lexington School District Three |
| • Anderson School District 5 | • Lexington School District Two |
| • Beaufort County School District | • Marlboro County School District |
| • Berkeley County School District | • McCormick County School District |
| • Charleston County School District | • Newberry County School District |
| • Chester County School District | • Oconee County School District |
| • Chesterfield County School District | • Orange Grove Charter School |
| • Clover School District | • Orangeburg County School District |
| • Dillon 4 | • Pickens County |
| • District Five of Lexington & Richland Counties | • Richland 2 |
| • Dorchester 2 | • Spartanburg 2 |
| • Dorchester School District Four | • Spartanburg 3 |
| • Edgefield County School District | • Spartanburg 5 |
| • Florence School District Five | • Spartanburg District Four Schools |
| • Fort Mill School District | • Spartanburg School District One |
| • Georgetown County School District | • Spartanburg Seven |
| • Greenville County School District | • Sumter School District |
| • Greenwood 52 | • Ware Shoals School District 51 |
| • Greenwood School District 50 | • Williamsburg County School District |
| • Hampton County School District | • York School District 1 |

- Hannah-Pamplico Elementary/Middle School
- Jasper County School District
- York School District 3 (Rock Hill Schools)

Appendix A: Program Overview

Following a one-year pilot, the South Carolina Virtual School Program (SCVSP), legislatively created in May 2007, began offering courses in the 2007–08 academic year as a supplemental program for students in traditional brick and mortar public schools, private schools, and homeschools. Since then, the program, now known as VirtualSC, has worked with these diploma-granting schools, as well as adult education centers, to provide state-funded online courses for high school credit at no cost to the students.

Mission

The mission of VirtualSC is to provide South Carolina students with flexible and rigorous supplemental online learning opportunities that will empower them to reach their college or career readiness goals.

Core Values

The following are the core values that guide VirtualSC:

1. Student centered
2. Quality
3. Equity
4. Collaborative partnerships
5. Accountability & Transparency
6. Continuous improvement

Goals and Objectives

VirtualSC strives to reach the following goals and objectives:

1. Focus on the individual success of each student and tailor courses to students' educational needs.
2. Provide students with access to Advanced Placement™ and specialized courses, which may not be offered at their traditional brick and mortar schools in order to promote educational equality.
3. Provide an alternative to students who may not be able to complete their high school education without access to flexible options (e.g. students with children, students with mitigating work schedules/circumstances, students with disabilities or medical issues).
4. Provide credit recovery courses for students.
5. Provide students with a 21st century education to make them competitive in the workforce after their high school graduation or in their pursuit of a degree from a higher educational institution.

Appendix B: VirtualSC Student Enrollment, 2023–24

Public, Private, Charter, Home and Adult Education School District Enrollment

Public School District	Total Enrollment
Abbeville 60	141
Adult Education	400
Aiken	1,625
Allendale	315
Anderson 1	394
Anderson 2	14
Anderson 3	36
Anderson 4	41
Anderson 5	111
Bamberg 3	2
Barnwell 45	8
Barnwell 48	145
Beaufort	582
Berkeley	3,108
Charleston	3,036
Charter Institute at Erskine	2,308
Cherokee	515
Chester	104
Chesterfield	1,117
Clarendon 6	363
Colleton	327
Darlington	124
Dillon 3	1
Dillon 4	108
Dorchester 2	1,826
Dorchester 4	15
Edgefield	332
Fairfield	9
Florence 1	619
Florence 2	59
Florence 3	143
Florence 5	7
Georgetown	277
Governor's Schools	192
Greenville	7,900
Greenwood 50	402
Greenwood 51	1
Greenwood 52	107

Public School District	Total Enrollment
Hampton 1	153
Home School	977
Horry	194
Jasper	13
Kershaw	664
Lancaster	874
Laurens 55	87
Laurens 56	176
Lee	205
Lexington 1	3,601
Lexington 2	793
Lexington 3	1
Lexington 4	618
Lexington 5	1,202
Limestone Charter Association	434
Marion 10	36
Marlboro	137
McCormick	87
Newberry	90
Oconee	459
Orangeburg	1,198
Pickens	2,157
Private Schools	1,153
Richland 1	909
Richland 2	6,465
Saluda	232
SC School for the Deaf and Blind	7
South Carolina Public Charter School District	1,803
Spartanburg 1	32
Spartanburg 2	531
Spartanburg 3	40
Spartanburg 4	220
Spartanburg 5	470
Spartanburg 6	815
Spartanburg 7	407
Sumter	1,479
Union	31
Williamsburg	308
York 1	64
York 2	269
York 3	971
York 4	720

Public School District	Total Enrollment
Total	57,896

Charter School District School Enrollment

Charter School District	Enrollment
Charter Institute at Erskine Schools	
American Leadership Academy – Lexington	132
Brashier Middle College Charter High School	128
Calhoun Falls Charter School	8
Clear Dot Charter School	125
Cyber Academy of South Carolina	128
Gray Collegiate Academy	12
Heron Virtual Academy	140
Legion Collegiate Academy	117
Lowcountry Connections Academy	231
Lowcountry Leadership High School	117
Midlands STEM Institute	247
Oceanside Collegiate Academy	105
Odyssey Online Learning	16
South Carolina Connections Academy	7
South Carolina Preparatory Academy	536
South Carolina Virtual Charter School	189
Thornwell Charter School	38
Virtus Academy	32
Limestone Charter Association	
Enrollment	
Atlantic Collegiate Academy	53
Coastal Leadership Academy	117
High School for Health Professions	121
Horse Creek Academy	143
South Carolina Public Charter School District Schools	
Enrollment	
Bettis Preparatory Leadership Academy	20
Bridges Preparatory School	32
East Link Academy	20
East Point Academy	1
Felton Laboratory Charter School	7
Fox Creek High School	124
Green Charter Middle School	1
Green Charter School of the Midlands	17

Charter School District	Enrollment
Green Upstate High School	55
Greenville Tech Charter High	36
Greer Middle College Charter High School	42
High Point Academy	127
Lead Academy Charter School	8
Learn4Life High School	1
Legacy Early Charter High School	2
Lowcountry Montessori School	19
Midlands Middle College	185
Palmetto Scholars Academy	146
Pee Dee Math, Science and Technology Academy	361
Polaris Tech	35
Riverwalk Academy	44
SC Whitmore School	134
Spartanburg Preparatory School	2
York Preparatory Academy	383
Youth Leadership Academy Charter Middle School	1
Total	4,545

Private School Enrollment

Private School	Enrollment
Agape Christian Academy	22
Anderson Christian School	10
Ashley Hall School	7
Beaufort Academy	1
BEST Skills Academy	19
Bishop England High School	52
Bread of Life Christian Academy	1
Cambridge Academy	7
Camden Military Academy	1
Cardinal Newman School	46
Cathedral Academy	11
Charleston Collegiate School	6
Christian Academy of Myrtle Beach	24
Clarendon Hall School	75
Comenius School For Creative Leadership	16
Conway Christian School	2
Cross Schools	79
Dillon Christian School	9

Private School	Enrollment
Dorchester Academy	8
Faith Christian School	19
First Baptist School	7
First Presbyterian Academy	67
Florence Christian School	1
Foothills Christian School	2
Francis Hugh Wardlaw Academy	12
Glenforest School	5
Grace Community Academy of Columbia	3
Greenville Classical Academy	1
Hampton Park Christian School	12
Harvest Community School	2
Hawthorne Christian Academy	6
Heathwood Hall Episcopal School	10
Hilton Head Christian Academy	41
Holly Hill Academy	10
John Paul II Catholic School	14
Lake Pointe Academy	5
Laurence Manning Academy	3
Laurens Academy	9
Lee Academy	9
Legacy Christian Academy	2
Lowcountry Preparatory School	6
Mead Hall Episcopal School	35
Midland Valley Christian Academy	4
Mitchell Road Christian Academy	2
Montessori School of Anderson	10
Newberry Academy	6
North Myrtle Beach Christian School	2
Northside Christian Academy	5
Northwood Academy	16
Oakbrook Preparatory School	14
Oakwood Christian School	12
Oconee Christian Academy	4
Orangeburg Preparatory School	9
Our Lady of the Rosary Catholic School	14
Palmetto Christian Academy	28
Patrick Henry Academy	50
Pee Dee Academy	15
Pinewood Prep School	30
Ragin Preparatory Academy School	8
Richard Winn Academy	2

Private School	Enrollment
South Aiken Baptist Christian School	8
Southside Christian School	6
Spartanburg Christian Academy	11
Spartanburg Day School	1
St. Anne Catholic School	15
St. Elizabeth Ann Seton Catholic High School	10
St. John's Christian Academy	11
St. Joseph's Catholic School	5
Sumter Christian School	12
Sundrops Montessori	26
Temple Christian Academy	27
The Carolina Academy	5
The Village School of Gaffney	40
Thomas Heyward Academy	5
Thomas Sumter Academy	2
Veritas Preparatory School	1
W. Wyman King Academy	1
Walnut Grove Christian School	15
Westminster Catawba Christian School	41
Williamsburg Academy	3
Total	1,153

Appendix C: Successful Course Completion Rates by Subject and Course, 2023–24

Subject	Course	Completed Successfully	Completed Failed	Total Completed	Successful Completion Rate
Academic Electives	AP Capstone Seminar	59	3	62	95.5%
	AP Research	27	3	30	90.0%
CTE	Child Development 1 CP	1,052	154	1,206	87.2%
	Digital Workplace Applications CP	58	16	74	78.4%
	Digital Workplace Applications CP Fast Track	77	36	113	68.1%
	Discovering Computer Science	122	30	152	80.3%
	Family Life Education 1 CP	960	243	1,203	79.8%
	Family Life Education 1 CP Fast Track	192	45	237	81.0%
	Fundamentals of Computing	303	68	371	81.7%
	Fundamentals of Webpage Design and Development CP	197	55	252	78.2%
	Health Science 1 CP	670	101	771	86.9%
	Health Science 1 CP Fast Track	95	25	120	79.2%
	Health Science 3: Human Structure and Function CP	89	21	110	80.9%
	IT Fundamentals CP	2,983	286	3,269	91.3%
	Medical Terminology CP	967	152	1,119	86.4%
	Medical Terminology CP Fast Track	108	23	131	82.4%
	Parenting Education 1 CP	648	299	947	68.4%
	Parenting Education 1 CP Fast Track	153	52	205	74.6%
	Personal Finance CP	1,387	136	1,523	91.1%
Electives (Middle School)	Exploring World Languages in SC	93	8	101	92.1%
	Game Design 1A: Introduction	43	3	46	93.5%
	Game Design 1B: Creating a Game	6	2	8	75.0%
	Introduction to Career Clusters	14	4	18	77.8%
	Learning in a Digital World	97	5	102	95.1%

Subject	Course	Completed Successfully	Completed Failed	Total Completed	Successful Completion Rate
	Middle School Journalism	2	1	3	66.7%
ELA	6th Grade English	37	7	44	84.1%
	7th Grade English	52	11	63	82.5%
	8th Grade English	59	10	69	85.5%
	AP English Language and Composition	19	0	0	100.0%
	AP English Literature and Composition	19	0	19	100.0%
	Credit Recovery English 1	418		418	100.0%
	Credit Recovery English 2	367		367	100.0%
	Credit Recovery English 3	445		445	100.0%
	Credit Recovery English 4	117		117	100.0%
	English 1 CP	93	73	166	56.0%
	English 1 Honors	37	8	45	82.2%
	English 2 CP	37	13	50	74.0%
	English 2 Honors	23	2	25	92.0%
	English 3 CP	1,288	451	1,739	74.1%
	English 3 Honors	25	4	29	86.2%
	English 4 CP	1,163	393	1,556	74.7%
	English 4 Honors	26	6	32	81.3%
Health /PE	Personal Health CP	3,082	254	3,336	92.4%
	Personal Health CP Fast Track	225	46	271	83.0%
	Physical Education 1 CP	2,414	193	2607	92.6%
	Physical Education 1 CP Fast Track	107	43	150	71.3%
Math	6th Grade Mathematics	2	2	4	50.0%
	7th Grade Mathematics	21	1	22	95.5%
	8th Grade Mathematics	15	5	20	75.0%
	Algebra 1 CP	102	10	112	91.1%
	Algebra 2 CP	1,221	237	1,458	83.7%
	AP Calculus AB	19	2	21	90.5%
	AP Statistics	44	4	48	91.7%
	Credit Recovery Algebra 1	431		431	100.0%
	Credit Recovery Algebra 2	492		492	100.0%
	Credit Recovery Geometry	517		517	100.0%
	Credit Recovery Probability and Statistics	57		57	100.0%
	Foundations in Algebra	13	24	37	35.1%

Subject	Course	Completed Successfully	Completed Failed	Total Completed	Successful Completion Rate
Science	Geometry CP	746	309	1,055	70.7%
	Intermediate Algebra	26	20	46	56.5%
	Pre-Calculus Honors	44	0	44	100.0%
	Probability and Statistics CP	924	209	1,133	81.6
	6th Grade Science	4	0	4	100.0%
	7th Grade Science	20	3	23	87.0%
	8th Grade Science	31	3	34	91.2%
	Anatomy and Physiology CP	41	4	45	91.1%
	AP Biology	21	1	22	95.5%
	Astronomy Honors	31	9	40	77.5%
	Biology 1 CP	79	19	98	80.6%
	Chemistry CP	32	15	47	68.1%
	Credit Recovery Biology	579		579	100.0%
	Credit Recovery Chemistry	202		202	100.0%
	Credit Recovery Earth Science	151		151	100.0%
	Earth Science CP	489	325	814	60.1%
	Environmental Science CP	474	166	640	74.1%
	Forensic Science CP	568	211	779	72.9%
	Physics CP	18	1	19	94.7%
Social Studies	6th Grade Social Studies	3	0	3	100.0%
	7th Grade Social Studies	12	4	16	75.0%
	8th Grade Social Studies	24	3	27	88.9%
	AP European History	8	2	10	80.0%
	AP US History and Constitution	22	1	23	95.7%
	Credit Recovery Economics	115		115	100.0%
	Credit Recovery Government	97		97	100.0%
	Credit Recovery US History	350		350	100.0%
	Economics and Personal Finance CP	1,855	288	2,143	86.6%
	Economics and Personal Finance CP Fast Track	92	21	113	81.4%
	Economics and Personal Finance Honors	1,193	99	1,292	92.3%
	Government CP	1,685	266	1,951	86.4%
	Government CP Fast Track	105	24	129	81.4%
	Government Honors	1,368	100	1,468	93.2%

Subject	Course	Completed Successfully	Completed Failed	Total Completed	Successful Completion Rate
	Human Geography CP	107	64	171	62.6%
	Psychology CP	450	89	539	83.5%
	Psychology CP Fast Track	186	78	264	70.5%
	Sociology Honors	100	10	110	90.9%
	US History and Constitution CP	66	10	76	86.8%
	US History and Constitution Honors	50	2	52	96.2%
Visual and Performing Arts	AP Art History	45	5	50	90.0%
	Art History Honors	188	8	196	95.9%
	Media Arts 1 CP	324	59	383	84.6%
	Music Appreciation 1	787	147	934	84.3%
World Languages	AP Latin	0	0	0	
	French 1 CP	37	9	46	80.4%
	French 2 CP	88	4	92	95.7%
	French 3 Honors	50	4	54	92.6%
	German 1 CP	49	3	52	94.2%
	German 2 CP	47	3	50	94.0%
	German 3 Honors	30	1	31	96.8%
	Latin 1 CP	27	3	30	90.0%
	Latin 2 CP	16	4	20	80.0%
	Latin 3 Honors	9	2	11	81.8%
	Spanish 1 CP	135	32	167	80.8%
	Spanish 1 CP Accelerated	31	27	58	53.4%
	Spanish 2 CP	157	23	180	87.2%
	Spanish 2 CP Accelerated	96	32	128	75.0%
	Spanish 3 Honors	85	13	98	86.7%
Total/ Average		33,593	6,302	39,895	84.2%

Appendix D: Advanced Placement Enrollment by District and School, 2023–24

Per the following table, 393 students took AP courses with VirtualSC during the 2023–24 school year.

District	School	Enrollment
Aiken	Aiken High School	9
	Midland Valley High School	1
	North Augusta High School	4
	Silver Bluff High School	2
	South Aiken High School	3
Anderson 1	Powdersville High School	4
	Wren High School	3
Anderson 4	Pendleton High School	5
Anderson 5	Westside High School	1
Barnwell 45	Barnwell High School	1
Barnwell 48	Blackville-Hilda High School	1
Beaufort	Battery Creek High School	2
	Beaufort High School	1
	May River High School	3
Berkeley	Berkeley High School	1
	Goose Creek High School	1
	Philip Simmons High School	2
	Stratford High	3
	Timberland High	1
Charleston	Charleston County School of the Arts	7
	Lucy Garrett Beckham High School	1
	Wando High School	6
	West Ashley High School	2
Charter Institute at Erskine	American Leadership Academy – Lexington	1
	Cyber Academy of South Carolina	2
	Lowcountry Connections Academy	4
	Midlands STEM Institute	1
	Odyssey Online Learning	2
	South Carolina Virtual Charter School	4
Chesterfield	Central High School	1
Clarendon 06	Scott's Branch High School	3
Darlington	Lamar High School	2
Dorchester 2	Ashley Ridge High School	1
	Fort Dorchester High School	3
	Summerville High School	4
Edgefield	Strom Thurmond High School	2

District	School	Enrollment
Florence 1	South Florence High School	2
	Wilson Senior High School	1
Florence 3	J. Paul Truluck Creative Arts and Science Magnet School	1
Georgetown	Andrews High School	1
	Carvers Bay High School	1
	Waccamaw High School	1
Governor's Schools	Governor's School for Math and Science	2
Greenville	Blue Ridge High School	1
	Eastside High School	3
	Greenville Senior High Academy	10
	Hillcrest High School	1
	J. L. Mann Academy	5
	Mauldin High School	2
	Riverside High School	8
	Travelers Rest High School	2
	Wade Hampton High School	4
	Woodmont High School	1
Greenwood 50	Greenwood High School	1
Home Schools	Home Schools	7
Horry	Academy for the Arts, Science and Technology	2
	Myrtle Beach High School	2
	St. James High School	1
Kershaw	Camden High School	3
Lancaster	Andrew Jackson High	1
	Buford High School	2
	Indian Land High School	5
Laurens 55	Laurens District 55 High School	1
Laurens 56	Clinton High School	6
Lexington 1	Gilbert High School	2
	Lexington High School	17
	River Bluff High School	19
	Brookland-Cayce High School	1
Lexington 2	Swansea High School	1
Lexington 4	Chapin High School	5
Lexington 5	Dutch Fork High	10
	Irmo High School	3
Limestone Charter Association	Horse Creek Academy	1
Marlboro	Marlboro County High School	1
Newberry	Newberry High	1
Oconee	Seneca Senior High School	1
	Walhalla Senior High School	4

District	School	Enrollment
Orangeburg	Lake Marion High School and Technology Center	1
Pickens	D. W. Daniel High School	6
	Liberty High School	1
	Pickens High School	1
Private Schools	Cardinal Newman School	2
	Christian Academy of Myrtle Beach	1
	Mead Hall Episcopal School	2
	Oakwood Christian School	7
	Palmetto Christian Academy	2
	Pinewood Prep School	1
	Spartanburg Christian Academy	1
	St. Anne Catholic School	13
	Thomas Sumter Academy	1
Richland 1	A.C. Flora High School	1
	Lower Richland High School	1
Richland 2	Blythewood High School	31
	Richland Northeast High	11
	Ridge View High School	5
	Spring Valley High School	10
	Westwood High School	12
Saluda	Saluda High School	5
SCPCSD	Green Upstate High School	4
	Lowcountry Montessori School	1
	Palmetto Scholars Academy	2
	SC Whitmore School	1
	York Preparatory Academy	6
Spartanburg 2	Boiling Springs High School	9
	Chesnee High School	1
Spartanburg 4	Woodruff High School	5
Spartanburg 6	Dorman High School	1
Spartanburg 7	Spartanburg Senior High School	2
Sumter	Crestwood High School	1
	Sumter High School	4
York 1	York Comprehensive High School	1
York 3	Northwestern High School	1
	South Pointe High School	1
York 4	Fort Mill High School	1
Total		393

Appendix E: Course Offerings and Enrollment, 2023–24

High School Courses

Course	Enrollment
Algebra 1 CP	165
Algebra 2 CP	1,790
Anatomy and Physiology CP	68
AP Art History	65
AP Biology	36
AP Calculus AB	28
AP Capstone Seminar	49
AP English Language and Composition	23
AP English Literature and Composition	26
AP European History	28
AP Latin	7
AP Research	38
AP Statistics	56
AP US History and Constitution	37
Art History Honors	229
Astronomy Honors	55
Biology 1 CP	166
Chemistry CP	84
Child Development 1 CP	1,653
Credit Recovery Algebra 1	866
Credit Recovery Algebra 2	730
Credit Recovery Biology	970
Credit Recovery Chemistry	315
Credit Recovery Earth Science	282
Credit Recovery Economics	156
Credit Recovery English 1	714
Credit Recovery English 2	592
Credit Recovery English 3	585
Credit Recovery English 4	173
Credit Recovery Geometry	1,064
Credit Recovery Government	149
Credit Recovery Probability and Statistics	124
Credit Recovery US History	622
Digital Workplace Applications CP	96
Digital Workplace Applications CP Fast Track	139
Discovering Computer Science	224
Earth Science CP	1,194
Economics and Personal Finance CP	2,584

Course	Enrollment
Economics and Personal Finance CP Fast Track	141
Economics and Personal Finance Honors	1,485
English 1 CP	275
English 1 Honors	68
English 2 CP	85
English 2 Honors	28
English 3 CP	2,201
English 3 Honors	37
English 4 CP	1,981
English 4 Honors	37
Environmental Science CP	904
Family Life Education 1 CP	1,618
Family Life Education 1 CP Fast Track	334
Forensic Science CP	1,053
Foundations in Algebra	64
French 1 CP	73
French 2 CP	119
French 3 Honors	80
Fundamentals of Computing	494
Fundamentals of Webpage Design and Development CP	367
Geometry CP	1,531
German 1 CP	71
German 2 CP	59
German 3 Honors	41
Government CP	2,376
Government CP Fast Track	156
Government Honors	1,655
Health Science 1 CP	1,045
Health Science 1 CP Fast Track	159
Health Science 3: Human Structure and Function CP	132
Human Geography CP	236
Intermediate Algebra	81
IT Fundamentals CP	3,739
Latin 1 CP	47
Latin 2 CP	30
Latin 3 Honors	16
Media Arts 1 CP	529
Medical Terminology CP	1,368
Medical Terminology CP Fast Track	173
Music Appreciation 1 CP	1,124
Parenting Education 1 CP	1,277
Parenting Education 1 CP Fast Track	278

Course	Enrollment
Personal Finance CP	1,801
Personal Health CP	3,821
Personal Health CP Fast Track	337
Physical Education 1 CP	2,896
Physical Education 1 CP Fast Track	180
Physics CP	32
Pre-Calculus Honors	61
Probability and Statistics CP	1,638
Psychology CP	732
Psychology CP Fast Track	308
Sociology Honors	145
Spanish 1 CP	335
Spanish 1 CP Accelerated	134
Spanish 2 CP	317
Spanish 2 CP Accelerated	265
Spanish 3 Honors	205
US History and Constitution CP	130
US History and Constitution Honors	64
Total	57,150

Middle School Courses

Course	Enrollment
6th Grade English	49
6th Grade Mathematics	7
6th Grade Science	8
6th Grade Social Studies	7
7th Grade English	73
7th Grade Mathematics	24
7th Grade Science	30
7th Grade Social Studies	24
8th Grade English	78
8th Grade Mathematics	28
8th Grade Science	50
8th Grade Social Studies	39
Exploring World Languages in SC	113
Game Design 1A: Introduction	61
Game Design 1B: Creating a Game	14
Introduction to Career Clusters	20
Learning in a Digital World	117
Middle School Journalism	4
Total	746