


STATE OF SOUTH CAROLINA

DEPARTMENT OF EDUCATION



VirtualSC Annual Report 2022–23

Pursuant to S.C. Code Ann. § 59-16-60

November 29, 2023

Contents

Contents	1
Introduction.....	2
Reporting Requirements	3
High School Supplemental Program.....	3
Growth	5
Expenditures	5
End-of-Course Examination Results.....	7
Advanced Placement Exam Results.....	7
What Our Students Are Saying.....	9
Virtual Learning Labs and Robots.....	10
Middle School Supplemental Program	11
Franchise Program	13
Elementary Keyboarding Program	15
Appendix A: Program Overview	16
Mission.....	16
Core Values.....	16
Goals and Objectives	16
Appendix B: VirtualSC Student Enrollment, 2022–23.....	17
Public, Private, Charter, Home and Adult Education School District Enrollments	17
Charter School District Schools.....	19
Private Schools.....	20
Appendix C: Successful Course Completion Rates by Subject and Course, 2022–23.....	23
Appendix D: Advanced Placement, 2022–23	27
Appendix E: Course Offerings, 2022–23.....	30
High School Courses.....	30
Middle School Courses	32

Introduction

The vision of the South Carolina Department of Education (SCDE) is that “All students graduate prepared for success in college, careers, and citizenship. By 2022, districts will have available a system of personalized and digital learning that supports students in a safe learning environment to meet the Profile of the South Carolina Graduate.”

Figure 1. *Profile of the South Carolina Graduate*

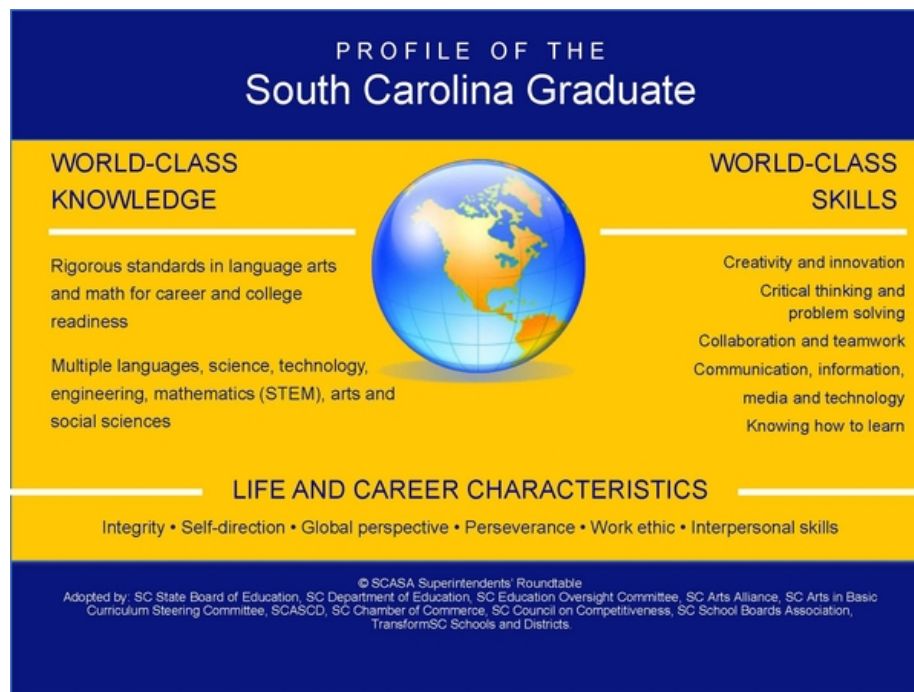


Figure 1. The Profile of the South Carolina Graduate represents the SCDE’s vision for student learning in the state, and has been adopted by a wide body of stakeholders and the state’s General Assembly. Source: South Carolina Department of Education. (2017). Retrieved from <http://ed.sc.gov/newsroom/profile-of-the-south-carolina-graduate/>

VirtualSC is proud to support the *Profile of the South Carolina Graduate* by offering multiple types of learning to students of all ages in South Carolina. VirtualSC is comprised of the High School Supplemental Program, the Middle School Supplemental Program, the Franchise Program, the Elementary Keyboarding Program, and other services, including test preparation and skills recovery resources. For more information regarding VirtualSC’s mission, goals, and objectives, please see [Appendix A: Program Overview](#).

Reporting Requirements

Effective May 15, 2007, S.C. Code Ann. § 59-16-60 legislation went into effect that requires VirtualSC to provide the General Assembly an annual report that must contain at least the following:

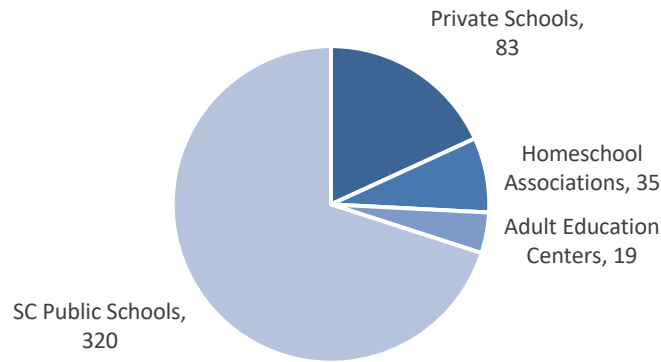
1. List of courses offered through the virtual school;
2. Number of local school districts and number of the district students participating in the virtual school;
3. Private schools and number of the private school students participating in the virtual school;
4. Number of homeschool students participating in the virtual school;
5. Success rates for students by courses enrolled in the virtual school;
6. Number of students who dropped a course and reasons for dropping;
7. Expenditures made for the virtual school; and
8. Number of students unable to enroll because of space limitation.

High School Supplemental Program

VirtualSC's High School Supplemental Program is a free, state-sponsored, online program serving students currently attending public, private, and home schools in grades 6–12 and adult education programs. VirtualSC courses are taught by state-certified teachers who have shown expertise in their subject areas. All VirtualSC full-time teachers hold a rating of Highly Qualified in their subject area by the SCDE. In addition to their outstanding credentials, all full-time and part-time teachers must undergo in-service Online Professional Development training to teach with VirtualSC. Due to the high volume of student requests for courses, VirtualSC employed fifty-one full-time teachers for the 2022–23 academic year in addition to 140 part-time teachers and language coaches.

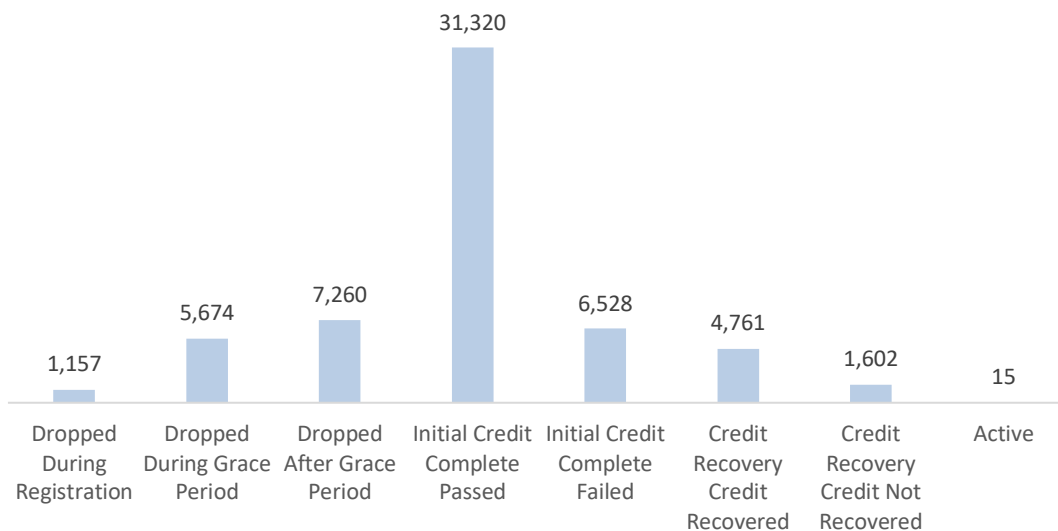
In 2022–23, VirtualSC served 32,460 students with 58,317 enrollments (an enrollment is one student in one class) for 320 schools in 72 public school districts, 35 home school associations, 83 private schools, and 19 adult education centers located throughout South Carolina (for summary, see Figure 2 below, for details, see [Appendix B: Student Enrollment by District](#)).

Figure 2. *VirtualSC School Participation, 2022–23*



Of the students who enrolled in their courses and stayed beyond the fourteen-day grace period, 36,081 successfully completed their courses, while 6,528 received a failing grade. Therefore, VirtualSC had a successful course completion rate of 85 percent for the school year. (For details on individual class success rates, see [Appendix C: Successful Course Completion Rates](#).) In addition, 1,157 dropped during the registration period, 5,674 dropped during the no-penalty grace period, and 7,260 dropped after the grace period; see Figure 3 below.

Figure 3. *VirtualSC 2022–23 Enrollment Activity*



Among the most common reasons offered for dropping the class after the grace period were the following:

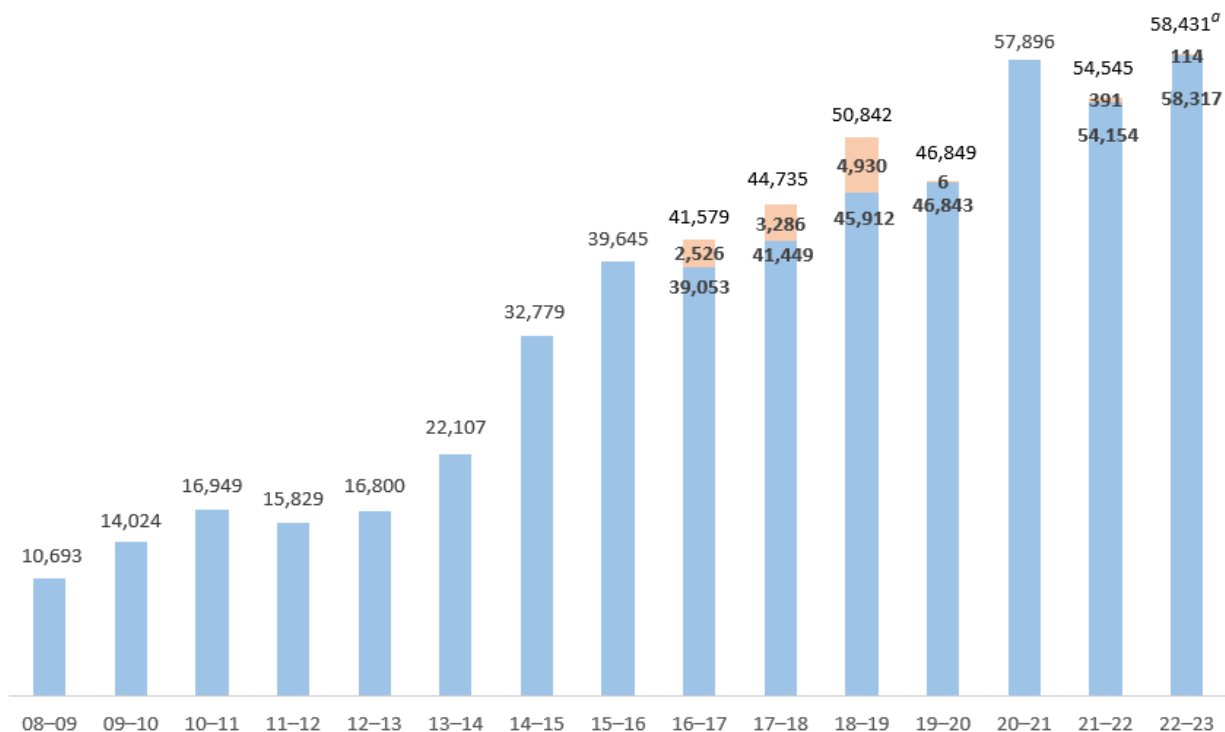
- Overextension (taking too many courses and/or involved in too many extracurricular activities);
- Rigor (more difficult than the student thought);
- Incompatibility with learning style (need face-to-face instruction in a brick and mortar classroom);
- Lack of understanding about the course requirements, especially language labs for world language courses; and

- Technology (non-compatible hardware and/or no internet connection at home).

Growth

VirtualSC has been steadily growing since its pilot in 2007 and program inception in 2008. As demand increases, new courses are developed and added to the curriculum, which helps to increase enrollments. Although VirtualSC doesn't directly advertise, through word-of-mouth endorsements, the demand for existing courses has also increased. As demand increases, the faculty and administrative staff increases accordingly. During the 2022–23 school year, VirtualSC was not able to serve every student who requested a class, denying 114 student requests in Family Life Education, and Algebra 2 CP (see Figure 4 below). Over the life of the program, VirtualSC has more than quintupled its enrollments.

Figure 4. VirtualSC Student Enrollments, 2008–09 through 2022–23



^aFigure 4. Each bar in this chart represents the total number of requests for enrollments at VirtualSC for the school year. The orange portion of the stacked bars represents the number of enrollments denied due to lack of teaching capacity. In the 2022–23 school year, enrollment requests were denied for the following courses: Family Life Education in Spring 2022 and Algebra 2 CP in Summer 2023.

Expenditures

Expenditures for 2022–23 totaled \$11,990,925.29 for salaries and fringe benefits for all program administration, full-time teachers, and temporary adjunct teachers. Additionally, VirtualSC spent \$1,468,295.48 for operating costs, including, but not limited to, program software, instructional technologies, and digital instructional materials. Salary and fringe costs came from the General Fund, while the operating budget was appropriated through the General Fund, program-collected revenue, and other funds reimbursed by the General Assembly through Elementary and Secondary School Emergency Relief Funds (ESSER).

End-of-Course Examination Results

During 2022–23, 410 VirtualSC students took End-of-Course Examination Program (EOCEP) courses, for which there is a state-mandated final exam. The passage rates for VirtualSC students taking this exam, as compared to the state passage rates, are detailed in Table 1.

Table 1. 2022–23 VirtualSC EOCEP Course Results

Course	VirtualSC Number of Exams Taken	VirtualSC Number of Exams Passed	VirtualSC Exam Passage Rate	State Exam Passage Rate
Algebra 1	111	38	34.2%	68.5%
Biology 1	57	40	70.2%	59.2%
English 2	64	57	89.1%	84.1%
US History and Constitution	178	95	53.4%	60.9%
Total/Average	410	230	56.1%	68.3%

Advanced Placement Exam Results

During 2022–23, 256 VirtualSC students took the national Advanced Placement (AP) exams. The passage rates, as compared to the state passage rates, are detailed in the table below:

Table 2. 2022–23 VirtualSC AP Course Results

Course	VirtualSC Number of Exams Taken	VirtualSC Number of Exams Passed	VirtualSC Exam Passage Rate	State Exam Passage Rate
AP Art History	43	19	44.2%	62.3%
AP Biology	15	7	46.7%	77.5%
AP Calculus AB	29	8	27.6%	65.9%
AP English Language	22	11	50.0%	61.1%
AP English Literature	19	17	89.5%	86.9%
AP European History	24	7	29.2%	53.5%
AP Latin	1	0	0.0%	N/A
AP Research	6	4	66.7%	90.4%
AP Seminar	16	13	81.3%	96.2%
AP Statistics	51	23	45.1%	63.6%
AP US History	30	16	53.3%	51.8%
Total/Average	256	125	48.8%	66.8%

For a list of districts taking AP classes with VirtualSC, please see [Appendix D: Advanced Placement](#).

Courses Being Developed and Piloted

Courses Being Developed:

- 6th Grade English
- 6th Grade Math
- 7th Grade English
- 7th Grade Math
- 8th Grade English
- 8th Grade Math
- Digital Workplace Applications
- English 1 Credit Recovery
- English 1 Honors
- English 2 CP
- English 2 Credit Recovery
- English 2 Honors
- English 3 Credit Recovery
- English 3 Honors
- English 4 Credit Recovery
- English 4 Honors

Courses Being Piloted:

- 6th Grade Science
- 6th Grade Social Studies
- 7th Grade Social Studies
- Earth Science CP
- English 1 CP
- English 3 CP
- English 4 CP
- Personal Finance

For a complete list of courses that were offered during the 2022–23 school year, please see [Appendix C: Success Course Completion Rates](#) and [Appendix E: Course Offerings](#).

What Our Students Are Saying

Some comments from the 2023 VirtualSC “Assess Your Learning” survey that students take at the end of their courses:

“My experience in this course was great because it felt personal and my teachers were amazing. If I ever had a question, they made sure to answer it as simple as possible and as fast as possible.”

“I had a multitude of ways to contact my teacher.”

“It allowed me to learn at the speed I needed to understand the material.”

“It felt like I was part of an actual class and not just a virtual class.”

Virtual Learning Labs and Robots

VirtualSC partners directly with schools to offer Virtual Learning Labs (VLLs) to help schools fulfill several needs from budget cuts, reduced funding, and unfilled teaching vacancies at smaller schools across the state. Through VLLs, VirtualSC provides a Highly Qualified SC-certified teacher and the SC standards-based virtual course, as well as virtually meets with the students during a set period of the school day to provide instruction. In 2014–15, VirtualSC conducted a robot pilot, which has become part of the VLL option. With the robots, the VirtualSC teacher can better connect with students in the classroom through the use of a Double Robot. During the 2022–23 school year, VirtualSC conducted twenty VLL sections in 7th Grade Science, 8th Grade Science, Algebra 1 CP, Algebra 2 CP, Geometry CP, Health Science 1 CP, Health Science 3 CP, Intermediate Algebra, Medical Terminology, Precalculus Honors, Probability and Statistics CP, Spanish 1 CP, Spanish 2 CP and US History and Constitution CP; in five schools and districts: Cross High Middle School (Berkeley), Dillon Christian School (Private School), Hampton, Marlboro and Saluda. These classes included 474 enrollments and had a success rate of 73 percent.

Middle School Supplemental Program

On May 26, 2020, the AccelerateEd Task Force recommended that VirtualSC explore offering courses at lower grade levels in an effort to support schools and students affected by the COVID-19 pandemic. Detailed in the [Summer Learning & Operations Recommendations](#) publication, is the following:

4. Expansion of VirtualSC Offerings- The SCDE should work to develop increased online learning opportunities and resources for elementary and middle school students in the event that parents opt to keep students home beyond the date of a return of “normal” school operations. In this event, the burden should not fall on a classroom teacher to simultaneously create and implement traditional and eLearning instruction for students in the same class.

After an initial first semester offering of 11 middle school core courses and three exploratory courses in Spring of 2021, VirtualSC continued in the 2022–23 school year serving students in grades 6–8 in 6th, 7th and 8th grade level English language arts (ELA), math, science, and social studies courses in addition to expanding exploratory course offerings. All courses had enrollments in the 2022–23 school year and were instructed by highly qualified VirtualSC teachers.

The primary objectives of the VirtualSC Middle School program for 2023–24 are:

- To provide South Carolina students a supplemental option to a semester 1 and semester 2 curriculum for each middle school grade level in ELA, math, science, and social studies through online open education.
- To provide highly qualified instruction tailored to individual needs of each enrolled student.
- To provide open lines of communication and detailed reporting to students, parents, and sponsors.
- To participate in a continuous examination of curriculum, instructional practice, and needs of state sponsors (schools, districts, and parents) for program improvement under the merged middle school and high school Teaching and Learning Team.

During the third year of the pilot, VirtualSC served 342 middle school students in 28 sections with 602 enrollments and a 92 percent success rate.

In addition to the offerings mentioned above, VirtualSC was able to develop and offer the following services that were specific to the middle school student:

- A fully comprehensive 6–8 social studies and Science curriculum built by VirtualSC and aligned to South Carolina state standards.
- Grade 6–8 math, ELA, science and social studies courses offered in semester 1 and semester 2 in response to stakeholder feedback.
- Middle School exploratory offerings expanded to include three new titles: Learning in a Digital World, Game Design 1a and Game Design 1b.

As a result of the success of the pilot program, VirtualSC will continue to offer middle school level courses in the 2023–24 school year and will transition from a distinct instructional team to a merged Teaching and Learning team that includes both high school and middle school instruction.

For a complete list of courses that were offered during the 2022–23 school year, please see [Appendix C: Success Course Completion Rates](#) and [Appendix E: Course Offerings](#).

Franchise Program

VirtualSC began to offer a flexible Franchise Program to schools and districts across the state in 2014. This program allows districts to use VirtualSC-developed course content, the program's Learning Management System (Moodle), and the VirtualSC Student Information System (GeniusSIS) while using their own instructors. For the 2022–23 school year, VirtualSC had 14 franchise programs:

- Aiken County School District;
- Berkeley County School District;
- Charleston County School District;
- Chesterfield County School District;
- Colleton County School District;
- Dorchester County School District 4;
- Edgefield County School District;
- Greenwood School District 50;
- Horry County School District;
- Lexington County School District One;
- Lexington School District 4;
- School District of Newberry County;
- School District of Oconee County; and
- School District of Pickens County.

These franchises offered 729 sections, serving 6,678 students with 15,617 enrollments and had a 80 percent overall success rate.

Each district uses the curriculum provided in a slightly different way to meet their district's unique needs. Some examples of the innovative ways districts are using our program follow:

- **Aiken County School District** offers a complete virtual program for all students through their program called Aiken County Virtual Academy (ACVA). Students can take courses during the school day in a computer lab or at home. Students who take a course during the school day are placed in a dedicated ACVA lab where they are assisted by ACVA lab facilitators. Aiken's goal for their franchise program is "To provide Aiken School District with options that can help us best meet the needs of a diverse group of learners who come from different backgrounds, geographies, and who have different, yet viable goals for their education." To this end, they are able to serve the following populations:
 - Aiken Scholar's Academy;
 - Governor's School;
 - Content Recovery;
 - In Lieu of Expulsion;
 - Block Scheduling Alternatives;
 - Initial Credit Opportunities;
 - Summer School;
 - Homebound/Homebased; and
 - Emotionally Disabled.

Through their franchise program, Aiken is able to offer a shortened term, Maymester, in the spring. The students in the Aiken franchise program experienced no delays or hiccups in learning when the schools closed in the spring due to the COVID-19 pandemic.

- **Berkeley County School District** provides virtual courses, through its online program called Berkeley County Virtual Learning Program (BCVLP), to high school students at the request of the school counselor. BCVLP focuses on offering courses to its transient population and to students who need courses to graduate. Berkeley also offers virtual courses to its adult education students. In the 2019–20 school year, BCVLP was able to work with one of its high schools to facilitate a blended learning option for their math department in order to address a teacher shortage. In addition, BCVLP was able to address the needs of students following the spring 2020 state-side school closures. BCVLP students were able to continue working in their courses seamlessly and enrollment was expanded as needed.
- **Dorchester County School District Four** delivers blended virtual courses to their district's alternative program, Odyssey Educational Center. Teachers facilitate the classes through a competency-based model. Their class schedule is based on subjects, not courses. Students may be in different courses within a subject area and different parts of the course, but because the courses are virtual, the teacher can assist students individually. By using the franchise program at Odyssey, students have been able to complete more courses within the school year.
- **School District of Pickens County (SDPC)** provides virtual courses, through its online program called VirtualSDPC, to high school students at the request of the school counselors. Pickens opens their registration period after VirtualSC to allow students who were not able to request courses to do so through their program. VirtualSDPC offers a variety of core courses based on the needs of their students.
- **Lexington School District 4** ran a small program for their alternative school students. Lexington 4 is now supplementing their virtual and hybrid students due to COVID-19.
- **School District of Newberry County** was a new franchise for the 2022–23 school year. They began their implementation of the franchise program within their district by addressing the needs of their Alternative Program. Through the franchise program, the district was able to serve the small population in order to better understand how they can best use the program, with plans to expand their program in the coming years.

Elementary Keyboarding Program

South Carolina law was amended to require all statewide assessments to be administered online beginning in spring 2017. Students in grades 3–8 and in high school will be taking online assessments in ELA, mathematics, social studies, and science. Keyboarding skills are essential to students' success. To meet the expressed needs and inquiries of the districts and schools across South Carolina, VirtualSC offers a blended learning Elementary Keyboarding Program statewide. It supports personalized learning and customized education for every student through an online choice option for keyboarding instruction.

The primary objectives of the Elementary Keyboarding Program are:

- To provide instruction in alphabetic keyboarding to students in grades K–6;
- To provide instruction and practice in navigation through online open educational resources and activities; and
- To provide opportunity for students to compose paragraphs, short answers, or essay responses at the keyboard in a timely manner from writing prompts provided in the course.

During the 2022–23 school year, VirtualSC served 103,975 students and approximately 1,000 teachers and administrators in the following 37 districts/schools:

- | | |
|-------------------------|------------------------------|
| • Abbeville | • Laurens 56 |
| • Aiken | • Lexington 1 |
| • Anderson 2 | • Lexington 2 |
| • Anderson 3 | • Lexington 3 |
| • Anderson 4 | • Lexington 4 |
| • Anderson 5 | • Lexington / Richland 5 |
| • Barnwell 19 | • Newberry |
| • Berkeley | • Oconee Christian Academy |
| • Charleston | • Oconee |
| • Clover | • Pickens |
| • Dillon 4 | • Orange Grove Charter |
| • Dorchester 2 | • Spartanburg 2 |
| • Florence 1 | • Spartanburg 3 |
| • Florence 5 | • Spartanburg 5 |
| • Greenville | • Sumter |
| • Greenwood 52 | • Ware Shoals (Greenwood 51) |
| • Hampton 2 | • Westgate Christian School |
| • Horry Adult Education | • Rock Hill Schools (York 3) |
| • Lancaster | |

Appendix A: Program Overview

Following a one-year pilot, the South Carolina Virtual School Program (SCVSP), legislatively created in May 2007, began offering courses in the 2007–08 academic year as a supplemental program for students in traditional brick and mortar public schools, private schools, and homeschools. Since then, the program, now known as VirtualSC, has worked with these diploma-granting schools, as well as adult education centers, to provide state-funded online courses for high school credit at no cost to the students.

Mission

The mission of VirtualSC is to provide South Carolina students with flexible and rigorous supplemental online learning opportunities that will empower them to reach their college or career readiness goals.

Core Values

The following are the core values that guide VirtualSC:

1. Student centered
2. Quality
3. Equity
4. Collaborative partnerships
5. Accountability & Transparency
6. Continuous improvement

Goals and Objectives

VirtualSC strives to reach the following goals and objectives:

1. Focus on the individual success of each student and tailor courses to students' educational needs.
2. Provide students with access to Advanced Placement™ and specialized courses, which may not be offered at their traditional brick and mortar schools in order to promote educational equality.
3. Provide an alternative to students who may not be able to complete their high school education without access to flexible options (e.g. students with children, students with mitigating work schedules/circumstances, students with disabilities or medical issues).
4. Provide credit recovery courses for students.
5. Provide students with a 21st century education to make them competitive in the workforce after their high school graduation or in their pursuit of a degree from a higher educational institution.

Appendix B: VirtualSC Student Enrollment, 2022–23

Public, Private, Charter, Home and Adult Education School District Enrollments

Public School District	Total Enrollment
Abbeville 60	228
Adult Education	649
Aiken	2,538
Allendale	472
Anderson 1	422
Anderson 2	26
Anderson 3	39
Anderson 4	46
Anderson 5	166
Barnwell 19	20
Barnwell 29	114
Barnwell 45	27
Beaufort	572
Berkeley	2,560
Charleston	3,620
Charter Institute at Erskine	1,883
Cherokee	392
Chester	94
Chesterfield	687
Clarendon 2	141
Clarendon 4	180
Colleton	259
Darlington	89
Dillon 3	3
Dillon 4	221
Dorchester 2	1,993
Dorchester 4	14
Edgefield	239
Florence 1	604
Florence 2	260
Florence 3	121
Georgetown	273
Governor's School	169
Greenville	8,784
Greenwood 50	312
Greenwood 51	4
Greenwood 52	57

Public School District	Total Enrollment
Hampton 1	412
Home School	950
Horry 1	182
Jasper	12
Kershaw	486
Lancaster	932
Laurens 55	215
Laurens 56	356
Lee	255
Lexington 1	3,444
Lexington 2	846
Lexington 4	619
Lexington 5	1116
Limestone Charter Association	229
Marion 10	14
Marlboro	218
McCormick	20
Newberry	108
Oconee	573
Orangeburg	770
Pickens	2,566
Richland 1	842
Richland 2	6,222
Saluda	225
SC School for the Deaf and Blind	8
South Carolina Public Charter School District	2,057
Spartanburg 1	41
Spartanburg 2	310
Spartanburg 3	33
Spartanburg 4	128
Spartanburg 5	282
Spartanburg 6	758
Spartanburg 7	400
Sumter	1,373
Union	3
Williamsburg	214
York 1	62
York 2	313
York 3	757
York 4	591
Total	58,317

Charter School District Schools

Charter School District	Enrollment
Charter Institute at Erskine Schools	
American Leadership Academy – Lexington	8
Brashier Middle College Charter High School	233
Calhoun Falls Charter School	12
Cyber Academy of South Carolina	183
Gray Collegiate Academy	38
Legion Collegiate Academy	168
Lowcountry Connections Academy	112
Lowcountry Leadership High School	78
Midlands STEM Institute	161
Oceanside Collegiate Academy	120
Odyssey Online Learning	12
South Carolina Connections Academy	6
South Carolina Preparatory Academy	324
South Carolina Virtual Charter School	304
Thornwell Charter School	108
Virtus Academy	16
Limestone Charter Association	
	Enrollment
Coastal Leadership Academy	129
High School for Health Professions	50
Horse Creek Academy	50
South Carolina Public Charter School District Schools	
	Enrollment
Bridges Preparatory School	46
East Link Academy	38
Felton Laboratory Charter School	4
Fox Creek High School	211
Green Charter Middle School	4
Green Charter School of the Midlands	3
Green Upstate High School	78
Greenville Tech Charter High	45
Greer Middle College Charter High School	31
High Point Academy	197
Learn4Life High School	10
Legacy Early Charter High School	2
Lowcountry Montessori School	19

Charter School District	Enrollment
Midlands Arts Conservatory	90
Midlands Middle College	168
Palmetto Scholars Academy	188
Pee Dee Math, Science and Technology Academy	306
Polaris Tech	75
Riverwalk Academy	20
SC Whitmore School	160
Spartanburg Preparatory School	16
Tall Pines STEM Academy	5
York Preparatory Academy	341
Total	4,169

Private Schools

Private School	Enrollment
Anderson Christian School	13
Andrew Jackson Academy	1
Ashley Hall School	6
Beaufort Academy	11
Ben Lippen School	1
Bishop England High School	32
Bread of Life Christian Academy	6
Calhoun Academy	3
Camden Military Academy	2
Camperdown Academy	1
Cardinal Newman School	30
Cathedral Academy	18
Charleston Collegiate School	2
Christian Academy of Myrtle Beach	35
Clarendon Hall School	29
Comenius School For Creative Leadership	17
Conway Christian School	3
Cross Schools	24
Crown Leadership Academy	1
Dillon Christian School	74
Dorchester Academy	11
First Baptist School	8
First Presbyterian Academy	28
Florence Christian School	2

Private School	Enrollment
Francis Hugh Wardlaw Academy	3
Glenforest School	9
Grace Community Academy of Columbia	3
Greenville Classical Academy	1
Greenwood Christian School	1
Hammond School	1
Hampton Park Christian School	3
Harvest Community School	3
Hawthorne Christian Academy	2
Heathwood Hall Episcopal School	7
Hilton Head Christian Academy	60
Holly Hill Academy	42
John Paul II Catholic School	18
Lake Pointe Academy	6
Laurens Academy	6
Lee Academy	7
Legacy Christian Academy	4
Lowcountry Preparatory School	11
Mead Hall Episcopal School	9
Midland Valley Christian Academy	8
Mitchell Road Christian Academy	9
Montessori School of Anderson	5
Newberry Academy	16
North Myrtle Beach Christian School	3
Northside Christian Academy	1
Northwood Academy	11
Oakbrook Preparatory School	11
Oakwood Christian School	26
Oconee Christian Academy	15
Orangeburg Preparatory School	6
Our Lady of the Rosary Catholic School	8
Palmetto Christian Academy	18
Patrick Henry Academy	37
Peace Academy of Midlands	3
Pee Dee Academy	18
Pinewood Prep School	36
Richard Winn Academy	12
South Aiken Baptist Christian School	9
Southside Christian School	5
Spartanburg Christian Academy	13
St. Anne Catholic School	12
St. Elizabeth Ann Seton Catholic High School	42

Private School	Enrollment
St. Francis Catholic School	1
St. John's Christian Academy	6
St. Joseph's Catholic School	6
Sumter Christian School	14
Sundrops Montessori	8
Temple Christian Academy	76
The Carolina Academy	3
The Chandler School	2
The Village School of Gaffney	12
Thomas Heyward Academy	11
Thomas Sumter Academy	8
Trinity Byrnes Collegiate School	4
University School of the Lowcountry	1
W. Wyman King Academy	8
Walnut Grove Christian School	7
Westminster Catawba Christian School	39
Williamsburg Academy	10
Total	1,097

Appendix C: Successful Course Completion Rates by Subject and Course, 2022–23

Subject	Course	Completed Successfully	Completed Failed	Total Completed	Successful Completion Rate
Academic Electives	AP Capstone Seminar	16	0	16	100.00%
	AP Research	6	3	9	66.7%
CTE	Child Development 1 CP	854	125	979	87.2%
	Digital Workplace Applications CP	82	29	111	73.9%
	Digital Workplace Applications CP Fast Track	82	41	123	66.7%
	Discovering Computer Science	158	29	187	84.5%
	Family Life Education 1 CP	839	269	1108	75.7%
	Family Life Education 1 CP Fast Track	144	47	191	75.4%
	Fundamentals of Computing	38	7	45	84.4%
	Fundamentals of Webpage Design and Development CP	526	77	603	87.2%
	Health Science 1 CP	514	76	590	87.1%
	Health Science 1 CP Fast Track	74	28	102	72.5%
	Health Science 3: Human Structure and Function CP	73	4	77	94.8%
	IT Fundamentals CP	2,828	325	3,153	89.7%
	Medical Terminology CP	983	126	1,109	88.6%
	Medical Terminology CP Fast Track	86	52	138	62.3%
	Parenting Education 1 CP	576	252	828	69.6%
	Parenting Education 1 CP Fast Track	117	27	144	81.3%
	Personal Finance CP	674	183	857	78.6%
Electives (Middle School)	Exploring World Languages in SC	112	2	114	98.2%
	Game Design 1A: Introduction	28	5	33	84.8%
	Game Design 1B: Creating a Game	4	0	4	100.0%
	Introduction to Career Clusters	38	6	44	86.4%
	Learning in a Digital World	100	4	104	96.2%

Subject	Course	Completed Successfully	Completed Failed	Total Completed	Successful Completion Rate
ELA	Middle School Journalism	12	1	13	92.3%
	6th Grade English	5	1	6	83.3%
	7th Grade English	6	1	7	85.7%
	8th Grade English	17	1	18	94.4%
	AP English Language and Composition	22	0	22	100.0%
	AP English Literature and Composition	19	1	20	95.0%
	Credit Recovery English 1	189		189	100.0%
	Credit Recovery English 2	113		113	100.0%
	Credit Recovery English 3	78		78	100.0%
	Credit Recovery English 4	11		11	100.0%
	English 1 CP	104	57	161	64.6%
	English 1 Honors	16	3	19	84.2%
	English 2 CP	39	12	51	76.5%
	English 2 Honors	21	1	22	95.5%
	English 3 CP	1,279	453	1,732	73.8%
	English 3 Honors	22	7	29	75.9%
	English 4 CP	1,178	286	1,464	80.5%
	English 4 Honors	35	5	40	87.5%
Health /PE	Personal Health CP	2,546	196	2,742	92.9%
	Personal Health CP Fast Track	199	53	252	79.0%
	Physical Education 1 CP	2,653	179	2,832	93.7%
	Physical Education 1 CP Fast Track	103	35	138	74.6%
Math	6th Grade Mathematics	7	1	8	87.5%
	7th Grade Mathematics	7	1	8	87.5%
	8th Grade Mathematics	13	3	16	81.3%
	Algebra 1 CP	39	5	44	88.6%
	Algebra 2 CP	1,013	288	1,301	77.9%
	AP Calculus AB	30	5	35	85.7%
	AP Statistics	53	2	55	96.4%
	Credit Recovery Algebra 1	364		364	100.0%
	Credit Recovery Algebra 2	178		178	100.0%
	Credit Recovery Geometry	235		235	100.0%
	Credit Recovery Probability and Statistics	41		41	100.0%
	Foundations in Algebra	10	15	25	40.0%

Subject	Course	Completed Successfully	Completed Failed	Total Completed	Successful Completion Rate
Science	Geometry CP	675	426	1,101	61.3%
	Intermediate Algebra	24	14	38	63.2%
	Pre-Calculus Honors	50	7	57	87.7%
	Probability and Statistics CP	960	305	1,265	75.9%
	6th Grade Science	3	1	4	75.0%
	7th Grade Science	7	0	7	100.0%
	8th Grade Science	12	3	15	80.0%
	Anatomy and Physiology CP	23	8	31	74.2%
	AP Biology	14	5	19	73.7%
	Astronomy Honors	26	0	26	100.0%
	Biology 1 CP	52	11	63	82.5%
	Chemistry CP	52	6	58	89.7%
	Credit Recovery Biology	94		94	100.0%
	Credit Recovery Chemistry	45		45	100.0%
	Credit Recovery Earth Science	75		75	100.0%
	Earth Science CP	616	262	878	70.2%
	Environmental Science CP	371	187	558	66.5%
	Forensic Science CP	589	217	806	73.1%
	Physics CP	19	0	19	100.0%
Social Studies	6th Grade Social Studies	2	1	3	66.7%
	7th Grade Social Studies	12	1	13	92.3%
	8th Grade Social Studies	19	4	23	82.6%
	AP European History	24	2	26	92.3%
	AP US History and Constitution	28	5	33	84.8%
	Credit Recovery Economics	20		20	100.0%
	Credit Recovery Government	28		28	100.0%
	Credit Recovery US History	131		131	100.0%
	Economics and Personal Finance CP	1,696	361	2,057	82.5%
	Economics and Personal Finance CP Fast Track	90	19	109	82.6%
	Economics and Personal Finance Honors	1,302	102	1,404	92.7%
	Government CP	1,639	362	2,001	81.9%
	Government CP Fast Track	91	26	117	77.8%
	Government Honors	1,199	103	1,302	92.1%

Subject	Course	Completed Successfully	Completed Failed	Total Completed	Successful Completion Rate
	Human Geography CP	107	60	167	64.1%
	Psychology CP	374	83	457	81.8%
	Psychology CP Fast Track	175	94	269	65.1%
	Sociology Honors	97	10	107	90.7%
	US History and Constitution CP	68	15	83	81.9%
	US History and Constitution Honors	34	2	36	94.4%
Visual and Performing Arts	AP Art History	51	2	53	96.2%
	Art History Honors	164	10	174	94.3%
	Media Arts 1 CP	319	48	367	86.9%
	Music Appreciation 1	777	147	924	84.1%
World Languages	AP Latin	1	0	1	100.00%
	French 1 CP	53	4	57	93.0%
	French 2 CP	59	14	73	80.8%
	French 3 Honors	68	3	71	95.8%
	German 1 CP	42	2	44	95.5%
	German 2 CP	46	1	47	97.9%
	German 3 Honors	28	0	28	100.0%
	Latin 1 CP	30	3	33	90.9%
	Latin 2 CP	16	9	25	64.0%
	Latin 3 Honors	22	3	25	88.0%
	Spanish 1 CP	155	15	170	91.2%
	Spanish 1 CP Accelerated	74	28	102	72.5%
	Spanish 2 CP	126	29	155	81.3%
	Spanish 2 CP Accelerated	45	44	89	50.6%
	Spanish 3 CP	26	12	38	68.4%
	Spanish 3 Honors	56	9	65	86.2%
Total/ Average		31,008	6,414	37,422	82.9%

Appendix D: Advanced Placement, 2022–23

Per the following table, 403 students took AP courses with VirtualSC during the 2022–23 school year.

District	School	Enrollment
Aiken	Aiken High School	3
	Midland Valley High School	9
	North Augusta High School	8
	Silver Bluff High School	22
Anderson 1	Palmetto High School	2
	Powdersville High School	2
	Wren High School	2
Anderson 4	Pendleton High School	4
Anderson 5	T.L. Hanna High School	1
	Westside High School	1
Beaufort	Battery Creek High School	1
	Beaufort High School	2
	May River High School	3
Berkeley	Goose Creek High School	1
	Philip Simmons High School	1
Charleston	Charleston County School for Math and Science	1
	Charleston County School of the Arts	5
	Lucy Garrett Beckham High School	4
	Wando High School	1
	West Ashley High School	3
Charter Institute at Erskine	Cyber Academy of South Carolina	2
	Gray Collegiate Academy	1
	Lowcountry Leadership High School	1
	South Carolina Preparatory Academy	1
	South Carolina Virtual Charter School	3
Cherokee	Gaffney High School	1
Dorchester 2	Ashley Ridge High School	2
	Fort Dorchester High School	1
	Summerville High School	9
Florence 1	West Florence High School	2
	Wilson Senior High School	3
Georgetown	Andrews High School	1
	Georgetown High School	2
	Waccamaw High School	2
Greenville	Berea High School	1
	Blue Ridge High School	7

District	School	Enrollment
	Carolina Academy	2
	Eastside High School	5
	Greenville Senior High Academy	14
	Greer High School	4
	Hillcrest High School	6
	J. L. Mann Academy	15
	Mauldin High School	5
	Riverside High School	10
	Southside High School	2
	Travelers Rest High School	2
	Wade Hampton High School	5
	Woodmont High School	10
Greenwood 50	Greenwood High School	3
Hampton	Hampton County High School	1
Home Schools	Home Schools	11
Horry	Aynor High School	3
	Carolina Forest High School	1
Kershaw	Camden High School	2
	Lugoff-Elgin High School	1
Lancaster	Buford High School	1
	Indian Land High School	2
	Lancaster High School	1
Laurens 55	Laurens District 55 High School	5
Laurens 56	Clinton High School	2
Lexington 1	Gilbert High School	2
	Lexington High School	5
	Pelion High School	3
	River Bluff High School	17
Lexington 2	Brookland-Cayce High School	1
Lexington 5	Dutch Fork High	5
	Irmo High School	5
Marion	Marion High School	1
Newberry	Mid-Carolina High School	1
Oconee	Seneca Senior High School	1
	Walhalla Senior High School	4
	West-Oak Senior High School	1
Pickens	D. W. Daniel High School	5
	Easley High School	3
	Liberty High School	1
	Pickens High School	2
Private Schools	Christian Academy of Myrtle Beach	2
	John Paul II Catholic School	1

District	School	Enrollment
Richland 1	Mead Hall Episcopal School	2
	Newberry Academy	1
	Oakwood Christian School	4
	Pinewood Prep School	1
	Spartanburg Christian Academy	4
	St. Elizabeth Ann Seton Catholic School	6
	University School of the Lowcountry	1
	Lower Richland High School	1
Richland 2	Richland One Middle College	1
	Blythewood High School	23
	Richland Northeast High	3
	Ridge View High School	2
	Spring Valley High School	13
Saluda SCPCSD	Westwood High School	7
	Saluda High School	2
	Green Upstate High School	1
	Palmetto Scholars Academy	3
	SC Whitmore School	2
Spartanburg 2	York Preparatory Academy	10
	Boiling Springs High School	5
	Dorman High School	3
Spartanburg 6	Spartanburg Senior High School	1
Spartanburg 7	Sumter High School	5
Sumter	Clover High School	4
York 2	South Pointe High School	7
	Catawba Ridge High School	1
	Nation Ford High School	2
Total		403

Appendix E: Course Offerings, 2022–23

High School Courses

Course	Enrollment
Algebra 1 CP	82
Algebra 2 CP	1,673
Anatomy and Physiology CP	45
AP Art History	69
AP Biology	29
AP Calculus AB	50
AP Capstone Seminar	20
AP English Language and Composition	35
AP English Literature and Composition	23
AP European History	53
AP Latin	2
AP Research	9
AP Statistics	66
AP US History and Constitution	47
Art History Honors	193
Astronomy Honors	57
Biology 1 CP	118
Chemistry CP	79
Child Development 1 CP	1,402
Credit Recovery Algebra 1	1,221
Credit Recovery Algebra 2	914
Credit Recovery Biology	1,174
Credit Recovery Chemistry	355
Credit Recovery Earth Science	342
Credit Recovery Economics	210
Credit Recovery English 1	951
Credit Recovery English 2	768
Credit Recovery English 3	672
Credit Recovery English 4	204
Credit Recovery Geometry	1,135
Credit Recovery Government	196
Credit Recovery Probability and Statistics	159
Credit Recovery US History	738
Digital Workplace Applications CP	128
Digital Workplace Applications CP Fast Track	172
Discovering Computer Science	255
Earth Science CP	1,225
Economics and Personal Finance CP	2,621

Course	Enrollment
Economics and Personal Finance CP Fast Track	141
Economics and Personal Finance Honors	1,642
English 1 CP	261
English 1 Honors	26
English 2 CP	107
English 2 Honors	27
English 3 CP	2,132
English 3 Honors	41
English 4 CP	1,900
English 4 Honors	54
Environmental Science CP	874
Family Life Education 1 CP	1,415
Family Life Education 1 CP Fast Track	286
Forensic Science CP	1,091
Foundations in Algebra	68
French 1 CP	150
French 2 CP	177
French 3 Honors	107
Fundamentals of Computing	75
Fundamentals of Webpage Design and Development CP	856
Geometry CP	1,585
German 1 CP	68
German 2 CP	52
German 3 Honors	37
Government CP	2,525
Government CP Fast Track	149
Government Honors	1,525
Health Science 1 CP	820
Health Science 1 CP Fast Track	154
Health Science 3: Human Structure and Function CP	119
Human Geography CP	222
Intermediate Algebra	62
IT Fundamentals CP	3,715
Latin 1 CP	56
Latin 2 CP	48
Latin 3 Honors	32
Media Arts 1 CP	520
Medical Terminology CP	1,470
Medical Terminology CP Fast Track	189
Music Appreciation 1 CP	1,198
Parenting Education 1 CP	1,216
Parenting Education 1 CP Fast Track	200

Course	Enrollment
Personal Finance CP	1,155
Personal Health CP	3,148
Personal Health CP Fast Track	313
Physical Education 1 CP	3,157
Physical Education 1 CP Fast Track	185
Physics CP	35
Pre-Calculus Honors	82
Probability and Statistics CP	1,787
Psychology CP	633
Psychology CP Fast Track	358
Sociology Honors	150
Spanish 1 CP	261
Spanish 1 CP Accelerated	218
Spanish 2 CP	259
Spanish 2 CP Accelerated	234
Spanish 3 CP	69
Spanish 3 Honors	122
US History and Constitution CP	144
US History and Constitution Honors	47
Total	57,241

Middle School Courses

Course	Enrollment
6th Grade English	9
6th Grade Mathematics	10
6th Grade Science	8
6th Grade Social Studies	20
7th Grade English	14
7th Grade Mathematics	14
7th Grade Science	12
7th Grade Social Studies	24
8th Grade English	23
8th Grade Mathematics	20
8th Grade Science	23
8th Grade Social Studies	31
Exploring World Languages in SC	147
Game Design 1A: Introduction	61
Game Design 1B: Creating a Game	10
Introduction to Career Clusters	49
Learning in a Digital World	111
Middle School Journalism	16

Course	Enrollment
Total	602