


**STATE OF SOUTH CAROLINA**  
**DEPARTMENT OF EDUCATION**

**MOLLY M. SPEARMAN**  
*STATE SUPERINTENDENT OF EDUCATION*



## VirtualSC Annual Report 2017–18

Submitted to the South Carolina General Assembly

Pursuant to §59-16-60

October 25, 2018

The South Carolina Department of Education does not discriminate on the basis of race, color, religion, national origin, sex, sexual orientation, veteran status, or disability in admission to, treatment in, or employment in its programs and activities. Inquiries regarding the nondiscrimination policies should be made to the Employee Relations Manager, 1429 Senate Street, Columbia, South Carolina 29201, 803-734-8781. For further information on federal non-discrimination regulations, including Title IX, contact the Assistant Secretary for Civil Rights at [OCR.DC@ed.gov](mailto:OCR.DC@ed.gov) or call 1-800-421-3481.

**Contents**

Introduction..... 1

    Reporting Requirements ..... 2

High School Supplemental Program..... 3

    Growth ..... 4

    Expenditures ..... 5

    End-of-Course Examination Results..... 6

    Advanced Placement Exam Results..... 6

    Courses Being Developed and Redesigned ..... 7

    What Our Students Are Saying..... 7

    Virtual Learning Labs and Robots..... 8

Franchise Program ..... 8

Elementary Keyboarding Program ..... 10

Other Services Available ..... 11

    Test Preparation Services..... 11

    Skills Recovery Services..... 11

Appendix A: Program Overview ..... 12

    Mission..... 12

    Core Values..... 12

    Goals and Objectives ..... 12

Appendix B: VirtualSC Student Enrollment, 2017–18 ..... 13

    Public School Districts..... 13

    SC Public Charter School District Schools..... 15

    Private Schools..... 16

Appendix C: Successful Course Completion Rates by Subject and Course, 2017–18..... 19

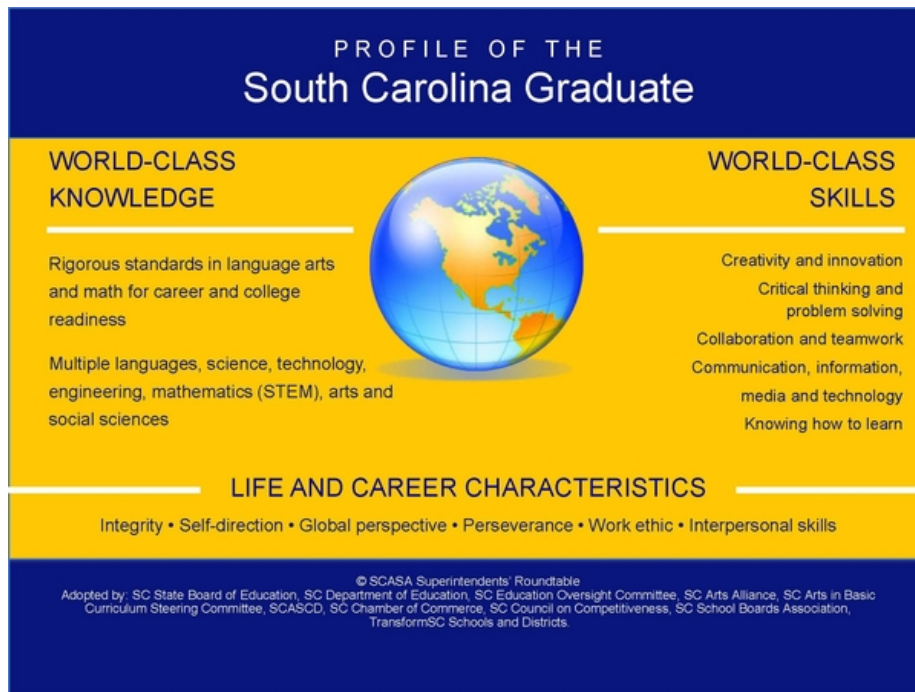
Appendix D: Advanced Placement, 2017–18..... 23

Appendix E: Course Offerings, 2017–18..... 27

## Introduction

The vision of the South Carolina Department of Education (SCDE) is that “All students graduate prepared for success in college, career, and citizenship. By 2018, at least one school in every district will have implemented personalized learning that supports students’ meeting the Profile of the South Carolina Graduate.”

Figure 1. Profile of the South Carolina Graduate



*Figure 1.* The Profile of the South Carolina Graduate represents the South Carolina Department of Education’s vision for student learning in the state, and has been adopted by a wide body of stakeholders and the state’s General Assembly. Source: South Carolina Department of Education. (2017). Retrieved from <http://ed.sc.gov/newsroom/profile-of-the-south-carolina-graduate/>

VirtualSC is proud to support the Profile of the South Carolina Graduate by offering multiple types of learning to students of all ages in South Carolina. VirtualSC is comprised of the High School Supplemental Program, the Franchise Program, the Elementary Keyboarding Program, and other services, including test preparation and skills recovery resources. For more information regarding VirtualSC’s mission, goals and objectives, please see [Appendix A: Program Overview](#).

### *Reporting Requirements*

Effective May 15, 2007, legislation went into effect that requires VirtualSC to provide the General Assembly an annual report that must contain at least the following:

1. List of courses offered through the virtual school;
2. Number of local school districts and number of the district students participating in the virtual school;
3. Private schools and number of the private school students participating in the virtual school;
4. Number of homeschool students participating in the virtual school;
5. Success rates for students by courses enrolled in the virtual school;
6. Number of students who dropped a course and reasons for dropping;
7. Expenditures made for the virtual school; and
8. Number of students unable to enroll because of space limitation.

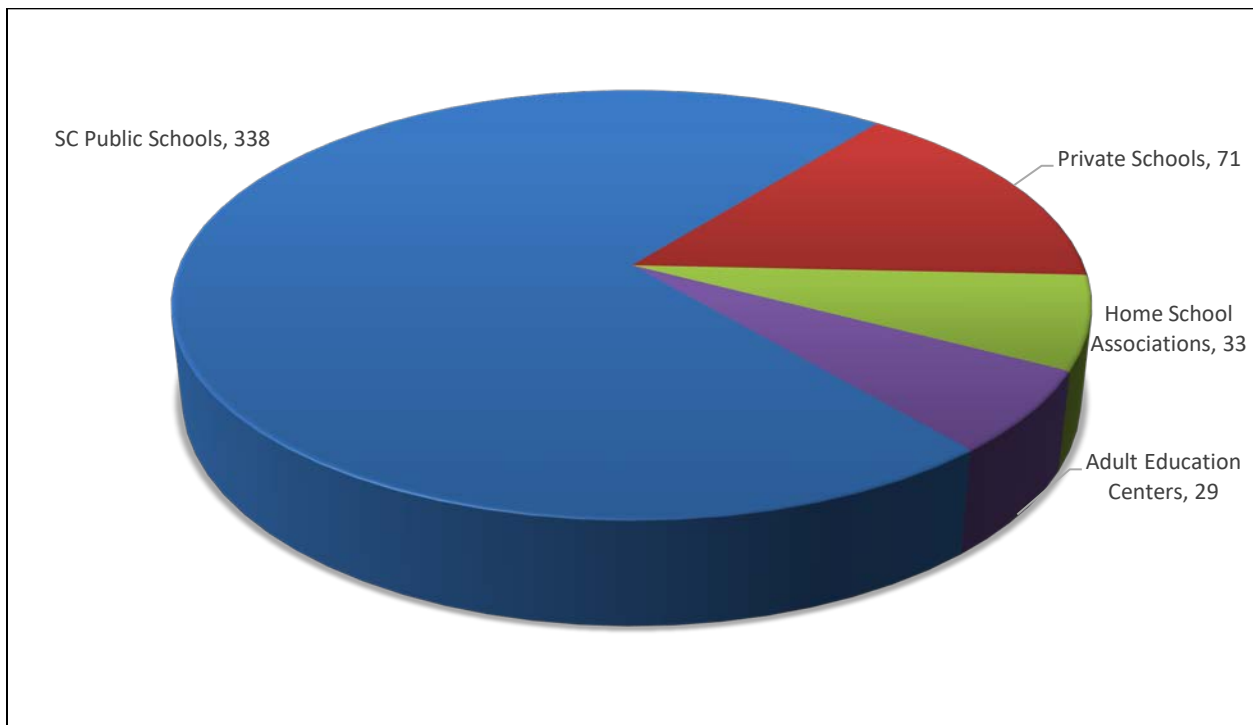
S.C. Code § 59-16-60.

## High School Supplemental Program

VirtualSC’s High School Supplemental Program is a free, state-sponsored online program serving students currently attending public, private, and home schools in grades 7–12 and adult education programs. VirtualSC courses are taught by state-certified teachers who have shown expertise in their subject areas. All VirtualSC full-time teachers hold a rating of Highly Qualified in their subject area by the SCDE. In addition to their outstanding credentials, all full-time and part-time teachers must undergo in-service Online Professional Development training to teach with VirtualSC. Due to the high volume of student requests for courses, VirtualSC employed forty full-time teachers for the 2017–18 academic year in addition to 107 part-time teachers and language coaches.

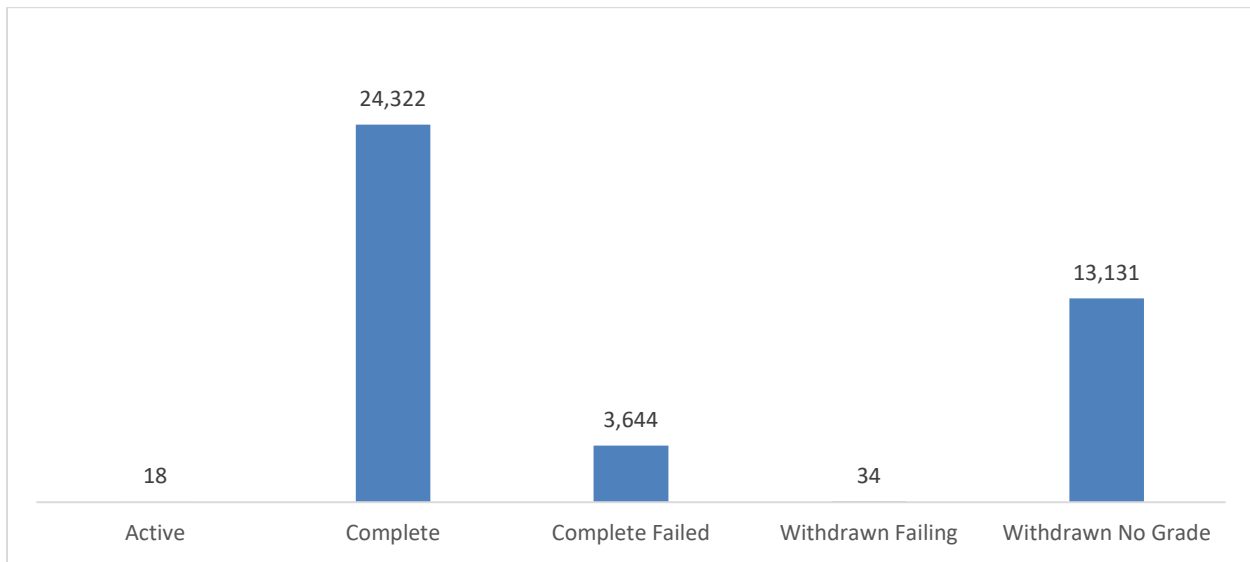
In 2017–18, VirtualSC was able to serve 41,149 student enrollments for 338 schools in 81 public school districts, 33 home school associations, 71 private schools, and 29 adult education centers located throughout South Carolina (for details, see [Appendix B: Student Enrollment by District](#)).

Figure 2. VirtualSC School Participation, 2017–18



Of the students who enrolled in their courses who stayed beyond the fourteen-day grace period, 24,322 successfully completed their courses, while 3,644 received a failing grade. Therefore, VirtualSC had a successful course completion rate of 87 percent for the school year. (For details on individual class success rates, see [Appendix C: Successful Course Completion Rates](#).) In addition, of those same 41,149 who remained beyond the grace period, 13,131 withdrew from their course with no grade, and 34 withdrew while failing.

Figure 3. VirtualSC 2017–18 Enrollment Activity



Among the most common reasons offered for dropping the class after the grace period were the following:

- Overextension (taking too many courses and/or involved in too many extracurricular activities);
- Rigor (more difficult than the student thought);
- Incompatibility with learning style (need face-to-face instruction in a brick and mortar classroom);
- Lack of understanding about the course requirements, especially language labs for world language courses; and
- Technology (non-compatible hardware and/or no internet connection at home).

### *Growth*

VirtualSC has been steadily growing since its pilot in 2007 and program inception in 2008. As demand increases, new courses are developed and added to the curriculum, which helps to increase enrollments. Although VirtualSC doesn't directly advertise, through word-of-mouth endorsements, the demand for existing courses has also increased. As demand increases, the faculty and administrative staff increases accordingly. During the 2017–18 school year, due to funding constraints, VirtualSC was not able to serve every student who requested a class. Although the funding remained the same, VirtualSC was able to serve 2,396 more students than

the prior year. However, VirtualSC turned away 3,286 student requests, representing a 7.59 percent increase in requests for courses (see Figure 4). Over the life of the program, VirtualSC has almost quadrupled its enrollments.

Figure 4. VirtualSC Student Enrollments, 2008–09 through 2017–18

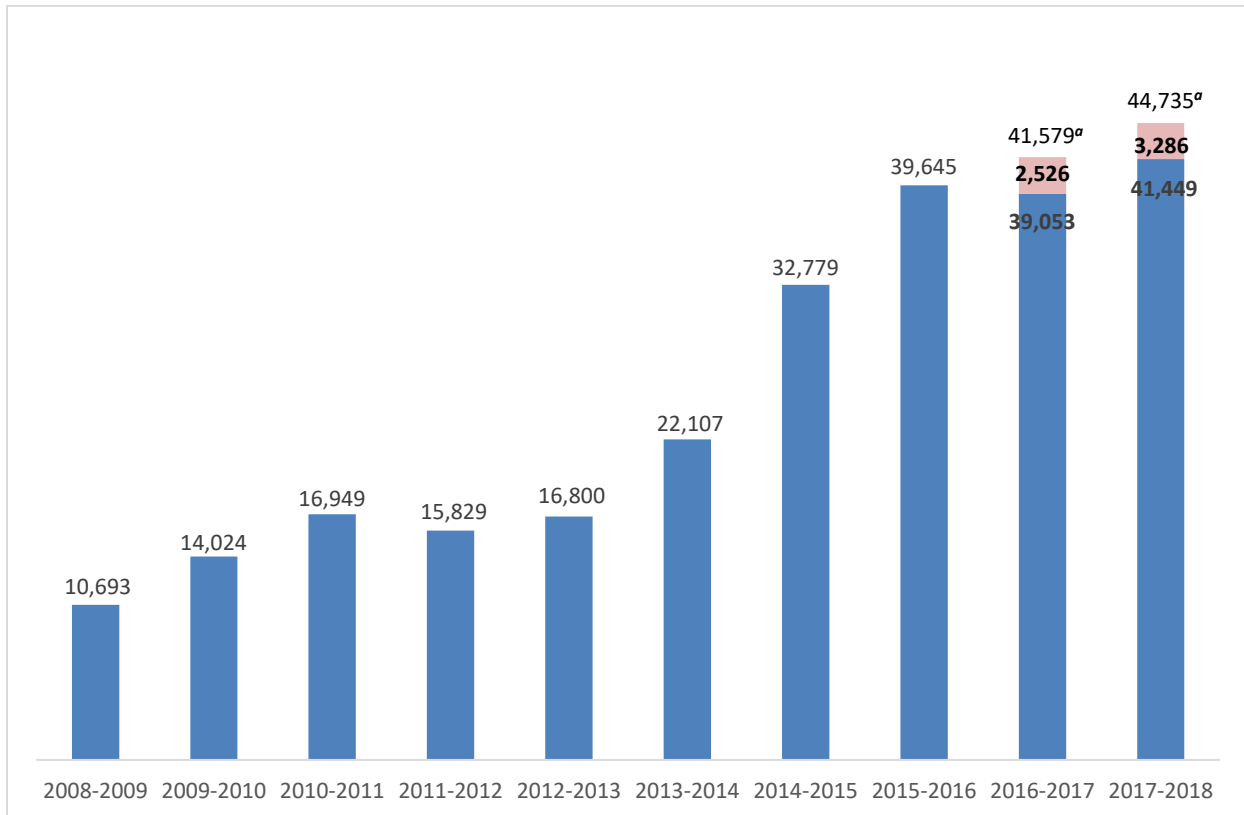


Figure 4. <sup>a</sup>VirtualSC was not able to serve all students who requested a class during the 2017–18 school year. Despite a lack of funding increase for the fiscal budget, VirtualSC was able to serve 2,396 more students than the prior year. However, VirtualSC still had to turn away 3,286 students in the following courses: Child Development, Economics, English 2, English 3, English 4, Family Life Education, Government, Health Science 1, Integrated Business Applications, Media Arts 1, Medical Terminology, Music Appreciation, Personal Finance, Personal Health, Physical Education and all credit recovery courses.

### *Expenditures*

Expenditures for 2017–18 totaled \$8,949,715 for salaries and fringe benefits for all program administration, full-time teachers, and temporary adjunct teachers. Additionally, the program spent \$1,442,435 for operating costs, including, but not limited to, program software, instructional technologies, and digital instructional materials. Salary and fringe costs came from the General Fund, while the operating budget was appropriated through the General Fund and program-collected revenue.

### End-of-Course Examination Results

During 2017–18, 276 VirtualSC students took End-of-Course Examination Program (EOCEP) courses, for which there is a state-mandated final exam. The passage rates for VirtualSC students taking this exam, as compared to the state passage rates for the same courses, are detailed in Table 1.

Table 1. 2017–18 VirtualSC EOCEP Course Results

Course	VirtualSC Number of Exams Taken	VirtualSC Number of Exams Passed	VirtualSC Exam Passage Rate	State Exam Passage Rate
Algebra 1	75	54	72.0%	68.0%
Biology 1	40	24	60.0%	67.4%
English 1	38	30	78.95%	80.8%
US History and Constitution	123	84	68.3%	71.1%
<b>Total/Average</b>	<b>276</b>	<b>192</b>	<b>69.6%</b>	<b>71.9%</b>

### Advanced Placement Exam Results

During 2017–18, 120 VirtualSC students took the national Advanced Placement (AP) exams. The passage rates, as compared to the state passage rates, are detailed in the table below:

Table 2. 2017–18 VirtualSC AP Course Results

Course <sup>a</sup>	VirtualSC Number of Exams Taken	VirtualSC Number of Exams Passed	VirtualSC Exam Passage Rate	State Exam Passage Rate
AP Art History	10	1	10%	54%
AP Biology	13	7	54%	64%
AP Calculus AB	13	5	38%	57%
AP Computer Science A	20	13	65%	57%
AP English Language	8	4	50%	59%
AP English Literature	11	5	45%	49%
AP European History	2	1	50%	53%
AP Latin	2	2	100%	51%
AP Statistics	26	12	46%	54%
AP US History	15	7	47%	56%
<b>Total/Average</b>	<b>120</b>	<b>57</b>	<b>48%</b>	<b>58%</b>

Note. <sup>a</sup>For a list of districts taking AP classes with VirtualSC, please see [Appendix D: Advanced Placement](#).



## *Courses Being Developed and Redesigned*

### **Courses Being Developed:**

- French 3 CP
- German 3 CP
- IT Fundamentals CP
- Mastery-based Spanish 3 CP
- Mastery-based Spanish 3 Honors
- Parenting Education 1 CP

### **Courses Being Redesigned:**

- AP European History
- Algebra 2 CP
- Credit Recovery Algebra 2
- Credit Recovery Geometry
- Forensic Science CP
- Media Arts 1 CP
- Medical Terminology CP
- Psychology CP

In addition to these courses, VirtualSC has several plans to develop future courses, if funded. Schools have requested that VirtualSC add core and exploratory middle school level courses for grades 6–8. Additionally, with the recent changes to the computer science requirements for graduation, VirtualSC would like to develop and offer additional levels of computer science (currently being offered at the AP level) as well as developing additional courses to satisfy the graduation requirement. Funding for these course initiatives have been requested through the annual budget request process. Development of courses in these areas would begin promptly when additional funding is made available.

For a complete list of courses that were offered during the 2017–18 school year, please see [Appendix C: Success Course Completion Rates](#) and [Appendix E: Course Offerings](#).

### *What Our Students Are Saying*

Of the more than 27,000 students who responded to our end of course surveys, sixty-six percent said their favorite thing about the class was the flexibility and/or being able to work at their own pace. Some student comments included:

*“VirtualSC is a great program. It is easy to access, comfortable and flexible to learn with.”*

*“I just love how online classes give students a chance to catch up with all of their schoolwork and be able to graduate on time.”*

*“This was my first class experience with VirtualSC and I enjoyed it a lot! I like the fact that I could complete assignments at my own pace, the teacher was available if/when I needed help, and it helped me to ‘own’ my work while being in the comfort of my home. This class was actually fun while earning high school credit.”*

*“Great class! Great Teacher!”*

### *Virtual Learning Labs and Robots*

VirtualSC partners directly with schools to offer Virtual Learning Labs (VLLs) to help schools fulfill several needs from budget cuts, reduced funding, and unfilled teaching vacancies at smaller schools across the state. Through VLLs, VirtualSC provides a Highly Qualified SC-certified teacher and the SC standards-based virtual course, as well as virtually meets with the students during a set period of the school day to provide instruction. In 2014–15, VirtualSC conducted a robot pilot, which has become part of the VLL option. With the robots, the VirtualSC teacher can better connect with students in the classroom through the use of a Double Robot. During the 2017–18 school year, VirtualSC conducted fourteen VLL class periods at five schools (Dacusville Middle School, Emerald High School, Marion High School, Marlboro County High School, and McCormick High School) with five robots in the following classes: Algebra 2, English 2, English 4, Keyboarding, Music Appreciation 1, Probability and Statistics, Spanish 1 – Proficiency Based, World Geography and World History.

These classes included 464 students and had a success rate of 92.1 percent.

### **Franchise Program**

VirtualSC began to offer a new flexible Franchise Program to schools and districts across the state in 2014. This program allows districts to use VirtualSC-developed course content, the program’s Learning Management System (Moodle), and the VirtualSC Student Information System (OpenSIS) while using their own instructors. For the 2017–18 school year, VirtualSC had twelve district franchises (see list below), offering 383 course periods across three semesters and serving 6,744 students with a 77 percent overall success rate.

Each district uses the curriculum provided in a slightly different way to meet their district’s unique needs:

- **Aiken County School District** offers a complete virtual program for all students through their program called Aiken County Virtual Academy (ACVA). Students can take courses during the school day in a computer lab or at home. Students who take a course during the school day are placed in a dedicated ACVA lab where they are assisted by ACVA lab facilitators. The Aiken Franchise expanded its program to offer courses to Medical Homebound student for the 2017–18 school year.
- **Berkeley County School District** provides virtual courses, through its online program called Berkeley County Learning Virtual Program (BCVLP), to high school students at the request of the school counselor. BCVLP focuses on offering courses to its transient population and to students who need courses to graduate. Berkeley also offers virtual courses to its adult education students.
- **Colleton County School District** offers virtual courses to all alternative school students in grades 9–12 and adult education students. Colleton County School District works with teachers from the high school to teach the virtual courses. They make face-to-face visits to the alternative school two to three times per week, or at the request of the school

administration, in addition to the communication and feedback they provide within the online course.

- **Dorchester County School District Four** delivers blended virtual courses to their district's alternative program, Odyssey Educational Center. Teachers facilitate the classes through a competency-based model. Their class schedule is based on subjects, not courses. Students may be in different courses within a subject area and different parts of the course, but because the courses are virtual, the teacher can assist students individually. By using the franchise program at Odyssey, students have been able to complete more courses within the school year.
- **Greenwood School District 50** offers virtual courses to its students who mainly need to earn a Spanish credit. Classes operate in a blended model where students have Spanish every day, however, they switch daily between being in a lab setting and meeting in a classroom setting with their teacher. During the summer, the district also offers a selection of summer school courses to students.
- **Greenville County School District** offers virtual courses through their Adult Education Evening High School. Greenville is also offering content recovery courses at Wade Hampton High School. Each program offers a variety of core courses based on the needs of their students.
- **Jasper County School District** offers virtual courses to their district's alternative program, the Jasper County Alternative Program (JCAP). Students can interact with their virtual teachers in a modified blended learning model once a week to ask questions and receive more additional face-to-face instruction if needed. Offering virtual courses at the Jasper County Alternative School allows the students to earn credits at a more rapid pace than they would at their regular high school.
- **Lexington One School District** offers virtual courses in a blended model to students who need a Latin 1 CP or Latin 2 credit.
- **Laurens 55 School District** offers virtual courses in a blended model to students who need a Spanish 1 or Spanish 2 credit, and offers English 1 Honors to middle school students.
- **Pickens County School District** provides virtual courses, through its online program called VirtualSDPC, to high school students at the request of the school counselors. Pickens opens their registration period after VirtualSC to allow students who were not able to request courses to do so through their program. VirtualSDPC offers a variety of core courses based on the needs of their students.
- **Spartanburg School District One** provides Keyboarding and Computer Applications to a large group of its eighth grade students. The district hopes that taking these courses in middle school will allow students to take more advanced courses in high school.

- **Williamsburg County School District** offers virtual courses to district students to assist in the teacher shortage in the school district. This delivery, using virtual adjunct instructors, provides students with standards-aligned courses taught by SC-certified Highly Qualified teachers.

## **Elementary Keyboarding Program**

South Carolina law was amended to require all statewide assessments to be administered online beginning in spring 2017. Students in grades 3–8 and in high school will be taking online assessments in English language arts, mathematics, social studies, and science. Keyboarding skills are essential to students’ success. To meet the expressed needs and inquiries of the districts and schools across South Carolina, VirtualSC offers a blended learning Elementary Keyboarding Program statewide. It supports personalized learning and customized education for every student through an online choice option for keyboarding instruction.

The primary objectives of the Elementary Keyboarding Program are:

- To provide instruction in alphabetic keyboarding to students in grades K–6;
- To provide instruction and practice in navigation through online open educational resources and activities; and
- To provide opportunity for students to compose paragraphs, short answers, or essay responses at the keyboard in a timely manner from writing prompts provided in the course.

During the 2017–18 school year, VirtualSC served approximately 105,000 students and approximately 1,000 teachers and administrators in the following 43 districts:

- |                |                             |
|----------------|-----------------------------|
| • Abbeville    | • Greenwood 52              |
| • Aiken        | • Hampton                   |
| • Anderson 2   | • Kershaw                   |
| • Anderson 3   | • Laurens 56                |
| • Anderson 4   | • Lexington 1               |
| • Anderson 5   | • Lexington 2               |
| • Barnwell 19  | • Lexington 4               |
| • Berkeley     | • Lexington 5               |
| • Charleston   | • Marion                    |
| • Colleton     | • Newberry                  |
| • Dillon 4     | • Oconee                    |
| • Dorchester 2 | • Orangeburg 3              |
| • Edgefield    | • Orangeburg 5              |
| • Florence 1   | • Pickens                   |
| • Florence 3   | • Saluda                    |
| • Florence 4   | • School for Deaf and Blind |
| • Florence 5   | • Spartanburg 1             |
| • Greenwood 51 | • Spartanburg 2             |

- Spartanburg 3
- Spartanburg 4
- Spartanburg 5
- Sumter
- Union
- Williamsburg
- York 3

Individual Schools:

- Bridgewater Academy
- Cape Romain
- Columbia Adventist Academy
- Glenview Middle
- Orange Grove
- Riverwalk Academy
- Sabeel Academy
- Walhalla Middle

## Other Services Available

### *Test Preparation Services*

To assist students in preparing for national college entrance exams, such as the ACT, PSAT/NMSQT, and SAT, VirtualSC offers test preparation free-of-charge to any student or teacher in the state of South Carolina, whether they are enrolled in VirtualSC or not. These reviews were developed by Shmoop, a digital curriculum test preparation company that makes fun yet rigorous learning materials that help students prepare for national exams. In addition to the college entrance exams listed above, VirtualSC offers reviews for the following AP exams:

- |                            |                                 |
|----------------------------|---------------------------------|
| • AP Art History           | • AP Macroeconomics             |
| • AP Biology               | • AP Microeconomics             |
| • AP Calculus              | • AP Physics                    |
| • AP Chemistry             | • AP Psychology                 |
| • AP English Language      | • AP Spanish Literature         |
| • AP English Literature    | • AP Statistics                 |
| • AP Environmental Science | • AP US Government and Politics |
| • AP European History      | • AP US History                 |
| • AP Human Geography       | • AP World History              |

### *Skills Recovery Services*

VirtualSC offers free English language arts (ELA) and math skills recovery resources to middle and high schools via EdReady. Both the ELA and math resources are standards-aligned and mastery-based, and provide a personalized learning experience based upon each student's current level of skill and understanding. In addition, the resources are available to schools to use in the manner that best suits the needs of their students. The resources are not provided with a VirtualSC teacher, but VirtualSC works directly with the schools to provide free online curricula, administrative support for troubleshooting, and free training for the school's teachers and staff.

## **Appendix A: Program Overview**

Following a one-year pilot, the South Carolina Virtual School Program (SCVSP), legislatively created in May 2007, began offering courses in the 2007–08 academic year as a supplemental program for students in traditional brick and mortar public schools, private schools, and homeschools. Since then, the program, now known as VirtualSC, has worked with these diploma-granting schools, as well as adult education centers, to provide state-funded online courses for high school credit at no cost to the students.

### *Mission*

The mission of VirtualSC is to provide South Carolina students with flexible and rigorous online learning opportunities that will help them acquire the knowledge, skills, and characteristics necessary for college and career readiness.

### *Core Values*

The following are the core values that guide VirtualSC:

1. The student should be at the center of each decision.
2. Integrity, honesty, and respect are paramount in all aspects of VirtualSC's operations.
3. Courses must be engaging and interactive with rigorous standards-based content to meet the diverse educational needs of the students.
4. Students, parents, and sponsors should be active partners in the process.
5. All students, parents, teachers, and sponsors are accountable for their role in the educational process.
6. Continuous examination is vital to program improvement.

### *Goals and Objectives*

VirtualSC strives to reach the following goals and objectives:

1. Focus on the individual success of each student and tailor courses to students' educational needs.
2. Provide students with access to Advanced Placement™ and specialized courses, which may not be offered at their traditional brick and mortar schools in order to promote educational equality.
3. Provide an alternative to students who may not be able to complete their high school education without access to flexible options (e.g. students with children, students with mitigating work schedules/circumstances, students with disabilities or medical issues).
4. Provide credit recovery courses for students.
5. Provide students with a 21st century education to make them competitive in the workforce after their high school graduation or in their pursuit of a degree from a higher educational institution.

## Appendix B: VirtualSC Student Enrollment, 2017–18

### *Public School Districts*

<b>School District</b>	<b>Total Enrollment</b>
Abbeville 60	101
Adult Education	654
Aiken	2,198
Allendale	49
Anderson 1	469
Anderson 2	54
Anderson 3	94
Anderson 4	189
Anderson 5	155
Bamberg 2	15
Barnwell 19	21
Barnwell 29	28
Barnwell 45	34
Beaufort	192
Berkeley	1,537
Calhoun	3
Charleston	2,165
Cherokee	174
Chester	128
Chesterfield	367
Clarendon 1	97
Clarendon 2	92
Clarendon 3	93
Colleton	724
Darlington	132
Dillon 4	49
Dorchester 2	2,308
Dorchester 4	60
Edgefield	176
Fairfield	3
Florence 1	405
Florence 2	179
Florence 3	279
Florence 4	111
Florence 5	1
Georgetown	425

<b>School District</b>	<b>Total Enrollment</b>
Governor's School	103
Greenville	5,763
Greenwood 50	166
Greenwood 51	2
Greenwood 52	29
Hampton 1	259
Hampton 2	28
Home School	555
Horry County Schools	581
Jasper	47
Kershaw	275
Lancaster	433
Laurens 55	174
Laurens 56	47
Lee	33
Lexington 1	1,478
Lexington 2	157
Lexington 3	57
Lexington 4	226
Lexington 5	1,021
Marion	163
Marlboro	693
McCormick	63
Newberry	110
Oconee	426
Orangeburg 3	27
Orangeburg 4	5
Orangeburg 5	585
Pickens	2,123
Private School	1,290
Richland 1	412
Richland 2	3,598
Saluda	244
SC School for the Deaf and Blind	6
South Carolina Public Charter School District	2,735
Spartanburg 1	128
Spartanburg 2	143
Spartanburg 3	65
Spartanburg 4	60
Spartanburg 5	184



<b>School District</b>	<b>Total Enrollment</b>
Spartanburg 6	157
Spartanburg 7	290
Sumter	925
Union	2
Wil Lou Gray Adult Education	14
Williamsburg	433
York 1	32
York 2	199
York 3	339
York 4	503
<b>Total</b>	<b>41,149</b>

*SC Public Charter School District Schools*

<b>SCPCSD School</b>	<b>Enrollment</b>
Allegro Charter School of Music	39
Brashier Middle College Charter High School	124
Bridges Preparatory School	1
Calhoun Falls Charter School	7
Cape Romain Environmental Education Charter School	3
Charleston Acceleration Academy	1
Coastal Leadership Academy	29
Cyber Academy of South Carolina	197
East Point Academy	35
Fox Creek High	129
Gray Collegiate Academy	58
Green Charter School	12
Greenville Tech Charter High	27
Greer Middle College Charter High School	34
High Point Academy	19
Lead Academy Charter School	25
Legacy Charter School	124
Low Country Leadership High School	47
Lowcountry Montessori School	88
Midlands Middle College	39
Next High School	144
Oceanside Collegiate Academy	40
Odyssey Online Learning	33
Palmetto Scholars Academy	87
Pee Dee Math, Science and Technology Academy	28

<b>SCPCSD School</b>	<b>Enrollment</b>
Riverwalk Academy	2
Royal Live Oaks Academy Charter School for the Arts and Sciences	90
SC Science Academy	72
SC Whitmore School	63
South Carolina Connections Academy	488
South Carolina Virtual Charter School	351
Tall Pines STEM Academy	1
York Preparatory Academy	298
<b>Total</b>	<b>2,735</b>

*Private Schools*

<b>Private School</b>	<b>Enrollment</b>
Anderson Christian School	34
Beaufort Academy	3
Ben Lippen School	33
Bishop England High School	32
Bridgeway Christian Academy	11
Cambridge Academy	4
Camden Military Academy	1
Cardinal Newman School	32
Cathedral Academy	5
Christ Church Episcopal School	2
Christian Academy of Myrtle Beach	22
Clarendon Hall School	7
Colleton Prep Academy	33
Comenius School For Creative Leadership	97
Covenant Classical Christian School	39
Dillon Christian School	1
Dorchester Academy	5
Faith Christian School	7
First Baptist School	1
Forest Hills Christian School	2
Francis Hugh Wardlaw Academy	33
Glenforest School	5
Grace Christian School Loris	1
Greenville Classical Academy	11
Greenwood Christian School	3
Hampton Park Christian School	4

<b>Private School</b>	<b>Enrollment</b>
Hawthorne Christian Academy	4
Heathwood Hall Episcopal School	3
Hilton Head Christian Academy	85
Holly Hill Academy	12
James Island Christian School	2
Jefferson Davis Academy	18
John Paul II Catholic School	4
Lake Pointe Academy	10
Lowcountry Preparatory School	21
Mitchell Road Christian Academy	3
Montessori School of Anderson	13
Mountain View Christian Academy	191
New Covenant School	6
New Prospect Christian School	13
North Myrtle Beach Christian School	11
Northside Christian Academy	4
Northwood Academy	2
Oakbrook Preparatory School	8
Oakwood Christian School	15
Oconee Christian Academy	9
Orangeburg Preperatory School	3
Palmetto Christian Academy	16
Patrick Henry Academy	18
Pee Dee Academy	29
Pinewood Prep School	12
Richard Winn Academy	56
Robert E. Lee Academy	6
Shannon Forest Christian School	24
South Aiken Baptist Christian School	25
Southside Christian School	13
Spartanburg Christian Academy	19
St. Andrew Catholic School	2
St. Anne Catholic School	36
St. Francis Xavier High School	43
St. John's Christian Academy	7
St. Joseph's Catholic School	1
St. Mary Help of Christians Catholic School	7
Sumter Christian School	42
Temple Christian Academy	24
Thomas Heyward Academy	2

<b>Private School</b>	<b>Enrollment</b>
Thomas Sumter Academy	4
University School of the Lowcountry	18
Victory Christian School	8
W. Wyman King Academy	2
Westminster Catawba Christian School	11
<b>Total</b>	<b>1,290</b>

**Appendix C: Successful Course Completion Rates by Subject and Course, 2017–18**

<b>Subject</b>	<b>Course</b>	<b>Completed Successfully</b>	<b>Completed Failed</b>	<b>Total Completed</b>	<b>Successful Completion Rate</b>
<b>CATE</b>	Accounting 1 CP	23	2	25	92.00%
	Child Development 1 CP	462	83	545	84.77%
	Computer Applications CP	849	54	903	94.02%
	Computer Applications CP Fast Track	124	41	165	75.15%
	Entrepreneurship CP	163	43	206	79.13%
	Family Life Education 1 CP	596	57	653	91.27%
	Family Life Education 1 CP Fast Track	142	42	184	77.17%
	Health Science 1 CP	414	48	462	89.61%
	Health Science 1 CP Fast Track	53	27	80	66.25%
	Health Science 3: Human Structure and Function CP	58	4	62	93.55%
	Integrated Business Applications CP	1,071	115	1,186	90.30%
	Keyboarding CP	991	113	1,104	89.76%
	Keyboarding CP Fast Track	92	37	129	71.32%
	Medical Terminology CP	797	69	866	92.03%
	Medical Terminology CP Fast Track	120	29	149	80.54%
	Personal Finance CP	375	71	446	84.08%
	<b>Computer Science</b>	AP Computer Science A	30	4	34
<b>ELA</b>	AP English Language and Composition	17		17	100.00%
	AP English Literature and Composition	18	1	19	94.74%
	Credit Recovery English 1	544		544	100.00%
	Credit Recovery English 2	482		482	100.00%
	Credit Recovery English 3	405		405	100.00%
	Credit Recovery English 4	196		196	100.00%
	English 1 CP	21	4	25	84.00%
	English 1 Honors	12	1	13	92.31%
	English 2 CP	298	57	355	83.94%
English 2 Honors	15		15	100.00%	

<b>Subject</b>	<b>Course</b>	<b>Completed Successfully</b>	<b>Completed Failed</b>	<b>Total Completed</b>	<b>Successful Completion Rate</b>
	English 3 CP	824	123	947	87.01%
	English 4 CP	964	126	1,090	88.44%
<b>Fine Arts</b>	AP Art History	19	9	28	67.86%
	Art History Honors	104	5	109	95.41%
	Media Arts 1 CP	271	45	316	85.76%
	Music Appreciation 1 CP	562	80	642	87.54%
	Music Appreciation 1 Fast Track	149	46	195	76.41%
<b>Health /PE</b>	Personal Health CP	769	28	797	96.49%
	Personal Health CP Fast Track	157	22	179	87.71%
	Physical Education 1 CP	1,968	166	2,134	92.22%
	Physical Education 1 CP Fast Track	159	17	176	90.34%
<b>Math</b>	Algebra 1 CP	59	16	75	78.67%
	Algebra 2 CP	659	266	925	71.24%
	AP Calculus AB	19	3	22	86.36%
	AP Statistics	31	2	33	93.94%
	Credit Recovery Algebra 1	494		494	100.00%
	Credit Recovery Algebra 2	451		451	100.00%
	Credit Recovery Geometry	490		490	100.00%
	Geometry CP	296	311	607	48.76%
	Pre-Calculus CP	27	8	35	77.14%
	Probability and Statistics CP	404	353	757	53.37%
<b>Science</b>	Anatomy and Physiology CP	61	8	69	88.41%
	AP Biology	17		17	100.00%
	Astronomy Honors	37	5	42	88.10%
	Biology 1 CP	38	2	40	95.00%
	Chemistry CP	26	13	39	66.67%
	Credit Recovery Biology	623		623	100.00%
	Credit Recovery Chemistry	194		194	100.00%
	Credit Recovery Physical Science	134		134	100.00%
	Earth Science CP	117	36	153	76.47%
	Environmental Studies CP	316	132	448	70.54%
	Forensic Science CP	374	50	424	88.21%
	Physics CP	15	9	24	62.50%

<b>Subject</b>	<b>Course</b>	<b>Completed Successfully</b>	<b>Completed Failed</b>	<b>Total Completed</b>	<b>Successful Completion Rate</b>
<b>Social Studies</b>	AP European History	4	1	5	80.00%
	AP US History and Constitution	21	4	25	84.00%
	Credit Recovery Economics	135		135	100.00%
	Credit Recovery Government	149		149	100.00%
	Credit Recovery US History	402		402	100.00%
	Economics CP	1,860	235	2,095	88.78%
	Government CP	1,577	391	1,968	80.13%
	Psychology CP	96	19	115	83.48%
	Psychology CP Fast Track	39	7	46	84.78%
	Sociology CP	67	16	83	80.72%
	Sociology CP Fast Tract	54	13	67	80.60%
	US History and Constitution CP	93	6	99	93.94%
	World Geography CP	112	35	147	76.19%
	World History CP	67	37	104	64.42%
<b>World Languages</b>	Accelerated Spanish 1 CP	38	2	40	95.00%
	Accelerated Spanish 2 CP	32	9	41	78.05%
	AP Latin	3	1	4	75.00%
	Exploring World Languages in South Carolina	4		4	100.00%
	French 1 CP	20	3	23	86.96%
	German 2 CP	32		32	100.00%
	Latin 1 CP	39	16	55	70.91%
	Latin 1a	7	2	9	77.78%
	Latin 1b	6		6	100.00%
	Latin 2 CP	30	9	39	76.92%
	Latin 3 Honors	18	2	20	90.00%
	Spanish 1 CP	92	16	108	85.19%
	Spanish 1 CP – Proficiency Based	10		10	100.00%
	Spanish 2 CP	59	22	81	72.84%
	Spanish 3 CP	26	7	33	78.79%
Spanish 3 Honors	30	8	38	78.95%	

<b>Subject</b>	<b>Course</b>	<b>Completed Successfully</b>	<b>Completed Failed</b>	<b>Total Completed</b>	<b>Successful Completion Rate</b>
	Spanish 4 Honors	4		4	100.00%
<b>Total/ Average</b>		<b>24,322</b>	<b>3,644</b>	<b>27,966</b>	<b>86.97%</b>



## Appendix D: Advanced Placement, 2017–18

Per the following table, 328 students took AP courses with VirtualSC during the 2017–18 school year.

<b>District</b>	<b>School</b>	<b>Enrollment</b>
Aiken	Aiken High School	3
	Midland Valley High School	3
	North Augusta High School	9
	Ridge-Spring Monetta Middle/High School	5
	Silver Bluff High School	6
	South Aiken High School	5
	Wagener-Salley High School	3
Anderson 1	Palmetto High School	2
	Powdersville High School	2
	Wren High School	4
Anderson 5	T.L. Hanna High School	1
	Westside High School	1
Beaufort	Beaufort High School	1
	Bluffton High School	1
Berkeley	Cane Bay High School	1
	Cross High School	3
Charleston	Charleston Charter School for Math and Science	2
	Charleston County School of the Arts	14
	Wando High	3
	West Ashley High	1
Cherokee	Blacksburg High School	2
	Gaffney High School	2
Chesterfield	Central High School	1
	Chesterfield High School	2
Clarendon 1	Scott's Branch High School	1
Clarendon 2	Manning High School	3
Colleton	Colleton County High School	1
Dillon 4	Lake View High School	2
Dorchester 2	Ashley Ridge High School	1
	Givhans Alternative School	1
	Summerville High School	2
Edgefield	Strom Thurmond High School	1
Florence 1	Wilson Senior High School	2
Florence 3	Lake City High School	2
Georgetown	Carvers Bay High School	2

<b>District</b>	<b>School</b>	<b>Enrollment</b>
Governor's School Greenville	Waccamaw High School	1
	Governor's School for the Arts and Humanities	2
	Blue Ridge High School	1
	Carolina Academy	1
	Greenville Senior High Academy	7
	Hillcrest High School	3
	J. L. Mann Academy	3
	Riverside High School	12
	Southside High School	1
	Wade Hampton High School	8
Hampton 1 Home Schools	Woodmont High School	6
	Wade Hampton High	5
Horry	Home Schools	21
	Academy for the Arts, Science & Technology	3
Jasper	Scholars Academy	1
	Ridgeland Hardeeville High School	1
Kershaw	Camden High School	1
	Lugoff-Elgin High School	3
	Buford High School	3
Lancaster	Lancaster High School	3
	Lexington High School	3
Lexington 1	Pelion High School	1
	River Bluff High School	4
	White Knoll High School	2
	Airport High School	3
Lexington 2	Brookland-Cayce High School	6
	Batesburg-Leesville High School	1
Lexington 3	Swansea High School	2
Lexington 4	Dutch Fork High	4
Lexington 5	Marion High School	5
Marion	Whitmire Community School	2
Newberry	Seneca Senior High	2
Oconee	Walhalla Senior High	3
	Lake Marion High School and Technology Center	1
	Orangeburg Consolidated School District Five High School for Health Professions	5
Orangeburg 3	Orangeburg-Wilkinson High School	6
	D. W. Daniel High School	1
Orangeburg 5	Liberty High School	3

<b>District</b>	<b>School</b>	<b>Enrollment</b>
Private		
Schools	Anderson Christian School	2
	Cambridge Academy	1
	Cardinal Newman School	2
	Dorchester Academy	1
	Faith Christian School	6
	Hilton Head Christian Academy	1
	Oakwood Christian School	5
	South Aiken Baptist Christian School	1
	Southside Christian School	1
	Spartanburg Christian Academy	2
	St. Francis Xavier High School	1
	St. Joseph's Catholic School	1
	Thomas Heyward Academy	1
Richland 1	Eau Claire High School	1
	Lower Richland High School	3
Richland 2	Blythewood High School	3
	Richland Northeast High	2
	Richland Two Charter High School	2
	Spring Valley High School	9
	Westwood High School	7
SCPCSD	Allegro Charter School of Music	1
	Brashier Middle College Charter High School	1
	Greenville Tech Charter High	1
	Legacy Early College	2
	Low Country Leadership High School	1
	Odyssey Online Learning	1
	Royal Live Oaks Academy Charter School for the Arts and Sciences	1
	SC Science Academy	1
	South Carolina Virtual Charter School	6
Spartanburg 2	Boiling Springs High School	2
Spartanburg 4	Woodruff High School	2
Sumter	Crestwood High School	1
Wil Lou Gray Adult Education	Charleston Collegiate School	1
Williamsburg	C E Murray High School	1
York 2	Clover High School	3
York 3	Northwestern High School	1
	Rock Hill High School	5

<b>District</b>	<b>School</b>	<b>Enrollment</b>
York 4	South Pointe High School	4
	Fort Mill High School	3
	Nation Ford High School	3
<b>Total</b>		<b>328</b>

## Appendix E: Course Offerings, 2017–18

<b>Course</b>	<b>Enrollment</b>
Accelerated Spanish 1 CP	81
Accelerated Spanish 2 CP	110
Accounting 1 CP	54
Algebra 1 CP	107
Algebra 2 CP	1,276
Anatomy and Physiology CP	85
AP Art History	48
AP Biology	26
AP Calculus AB	31
AP Computer Science A	60
AP English Language and Composition	24
AP English Literature and Composition	25
AP European History	19
AP Latin	6
AP Statistics	54
AP US History and Constitution	35
Art History Honors	128
Astronomy Honors	135
Biology 1 CP	62
Chemistry CP	68
Child Development 1 CP	784
Computer Applications CP	1,098
Computer Applications CP Fast Track	209
Credit Recovery Algebra 1	1,219
Credit Recovery Algebra 2	992
Credit Recovery Biology	1,132
Credit Recovery Chemistry	537
Credit Recovery Economics	277
Credit Recovery English 1	1,098
Credit Recovery English 2	905
Credit Recovery English 3	743
Credit Recovery English 4	298
Credit Recovery Geometry	1,267
Credit Recovery Government	297
Credit Recovery Physical Science	353
Credit Recovery US History	855
Earth Science CP	237
Economics CP	2,657

<b>Course</b>	<b>Enrollment</b>
English 1 CP	46
English 1 Honors	18
English 2 CP	459
English 2 Honors	19
English 3 CP	1,210
English 4 CP	1,466
Entrepreneurship CP	321
Environmental Studies CP	593
Exploring World Languages in South Carolina (middle school course)	14
Family Life Education 1 CP	889
Family Life Education 1 CP Fast Track	260
Forensic Science CP	574
French 1	39
Geometry CP	1,014
German 2 CP	37
Government CP	2,499
Health Science 1 CP	623
Health Science 1 CP Fast Track	121
Health Science 3: Human Structure and Function CP	108
Integrated Business Applications CP	1,493
Keyboarding CP	1,413
Keyboarding CP Fast Track	204
Latin 1 CP	95
Latin 1a (middle school course)	14
Latin 1b (middle school course)	6
Latin 2 CP	51
Latin 3 Honors	32
Media Arts 1 CP	417
Medical Terminology CP	1,147
Medical Terminology CP Fast Track	207
Music Appreciation 1 CP	836
Music Appreciation 1 CP Fast Track	246
Personal Finance CP	637
Personal Health CP	910
Personal Health CP Fast Track	204
Physical Education 1 CP	2,361
Physical Education 1 CP Fast Track	213
Physics CP	40
Pre-Calculus CP	89
Probability and Statistics CP	1,213

<b>Course</b>	<b>Enrollment</b>
Psychology CP	158
Psychology CP Fast Track	70
Sociology CP	135
Sociology CP Fast Track	123
Spanish 1 – Proficiency Based	21
Spanish 1 CP	184
Spanish 2 CP	181
Spanish 3 CP	105
Spanish 3 Honors	82
Spanish 4 Honors	33
US History and Constitution CP	135
World Geography CP	236
World History CP	156
<b>Total</b>	<b>41,149</b>