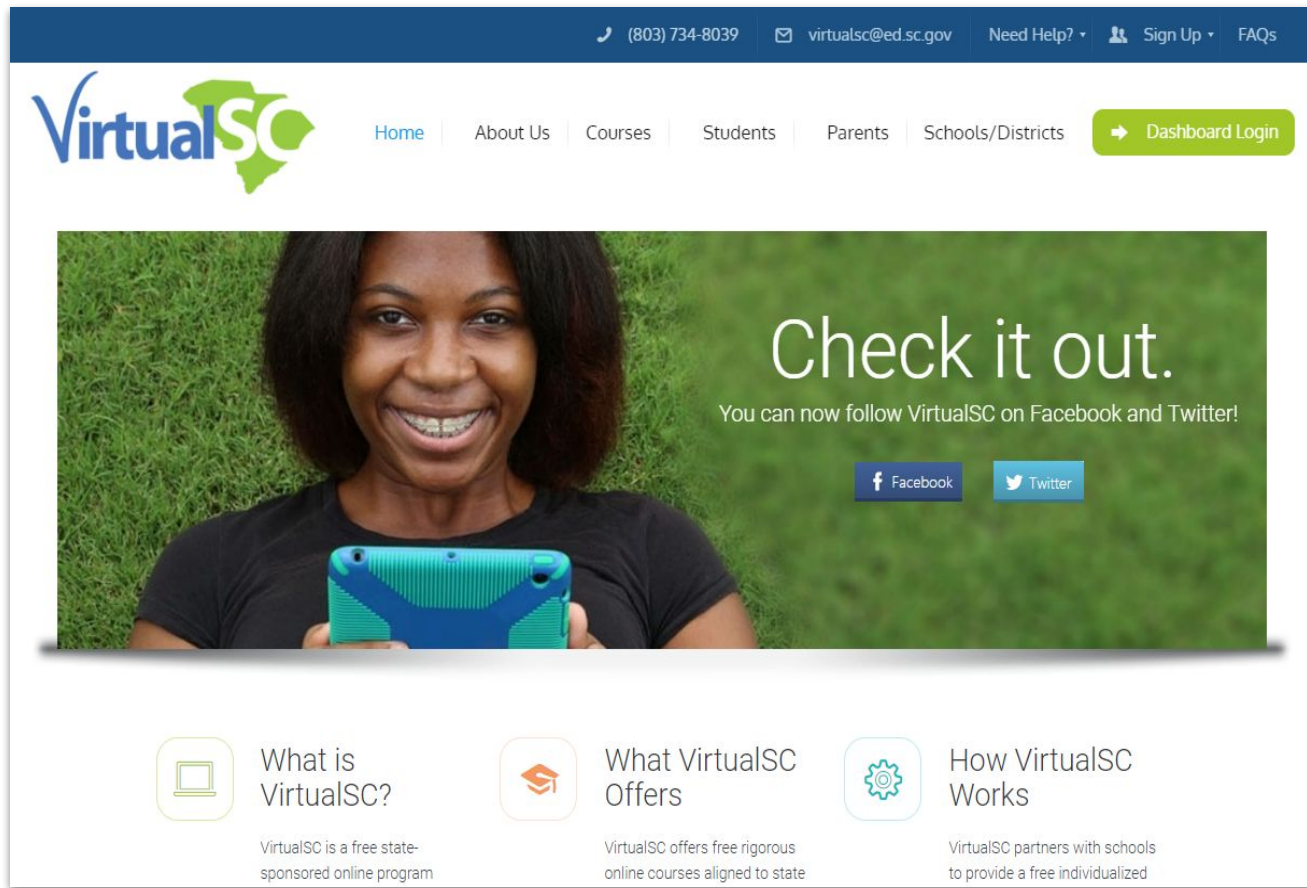


How to Access your Course with VirtualSC



Step 1

Visit
<http://virtualsc.org>

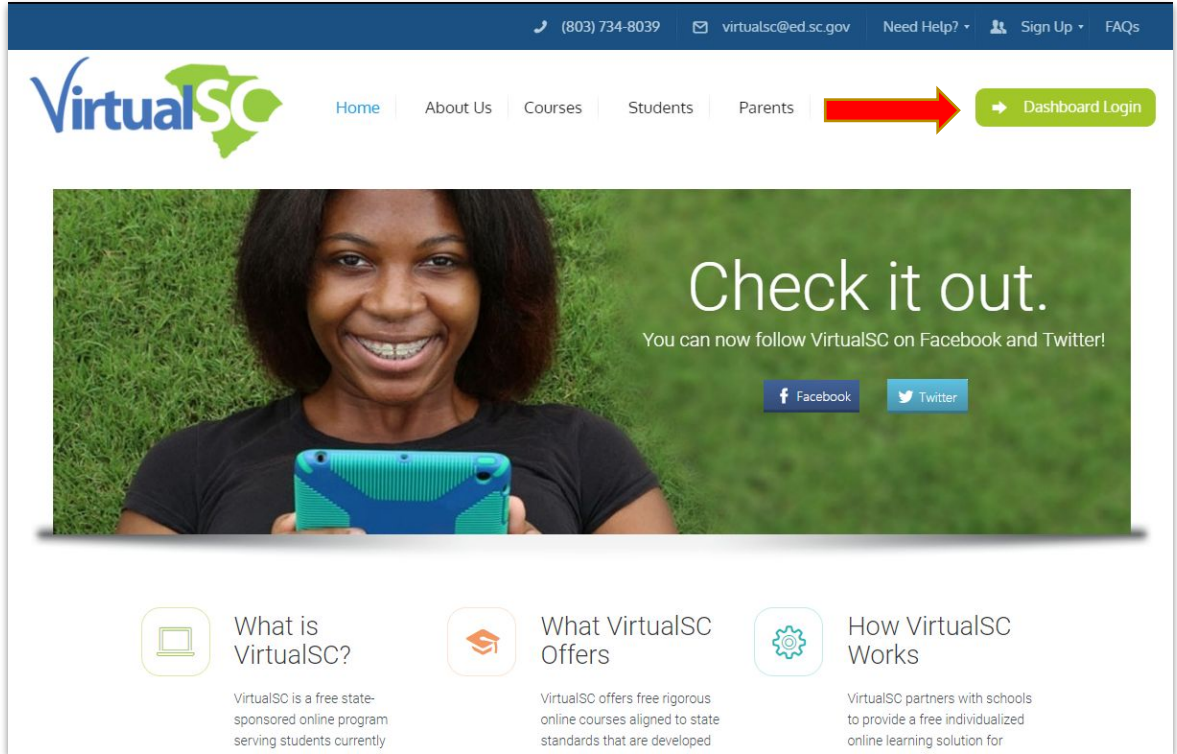


The screenshot shows the VirtualSC website homepage. At the top, there is a dark blue navigation bar with contact information: a phone icon and the number (803) 734-8039, an email icon and the address virtualsc@ed.sc.gov, and links for 'Need Help?', 'Sign Up', and 'FAQs'. Below this is the VirtualSC logo, which consists of the text 'VirtualSC' in blue and green, with a green outline of the state of South Carolina. To the right of the logo is a horizontal menu with links for 'Home', 'About Us', 'Courses', 'Students', 'Parents', and 'Schools/Districts'. A green button with a white arrow and the text 'Dashboard Login' is positioned to the right of the menu. The main content area features a large image of a smiling woman with dark hair holding a blue tablet. To the right of the image, the text 'Check it out.' is displayed in a large white font, followed by the subtext 'You can now follow VirtualSC on Facebook and Twitter!'. Below this text are two social media buttons: a blue Facebook button and a light blue Twitter button. At the bottom of the page, there are three columns of content. The first column has a laptop icon, the heading 'What is VirtualSC?', and the text 'VirtualSC is a free state-sponsored online program'. The second column has a graduation cap icon, the heading 'What VirtualSC Offers', and the text 'VirtualSC offers free rigorous online courses aligned to state'. The third column has a gear icon, the heading 'How VirtualSC Works', and the text 'VirtualSC partners with schools to provide a free individualized'.



Step 2

Choose the Dashboard Login button



The screenshot shows the VirtualSC website homepage. At the top, there is a dark blue navigation bar with contact information: a phone icon, the number (803) 734-8039, an email icon, the address virtualsc@ed.sc.gov, and links for Need Help?, Sign Up, and FAQs. Below this is the VirtualSC logo and a horizontal menu with links for Home, About Us, Courses, Students, and Parents. A red arrow points from the right side of the menu to a green button labeled 'Dashboard Login'. The main content area features a large image of a smiling woman holding a blue tablet. To the right of the image, the text reads 'Check it out.' followed by 'You can now follow VirtualSC on Facebook and Twitter!'. Below this text are two social media buttons for Facebook and Twitter. At the bottom, there are three columns of content, each with an icon and a title: 'What is VirtualSC?' with a laptop icon, 'What VirtualSC Offers' with a graduation cap icon, and 'How VirtualSC Works' with a gear icon. Each column contains a short paragraph of text.

(803) 734-8039 virtualsc@ed.sc.gov Need Help? Sign Up FAQs

VirtualSC

Home About Us Courses Students Parents **Dashboard Login**

Check it out.

You can now follow VirtualSC on Facebook and Twitter!

Facebook Twitter

What is VirtualSC?

VirtualSC is a free state-sponsored online program serving students currently

What VirtualSC Offers

VirtualSC offers free rigorous online courses aligned to state standards that are developed

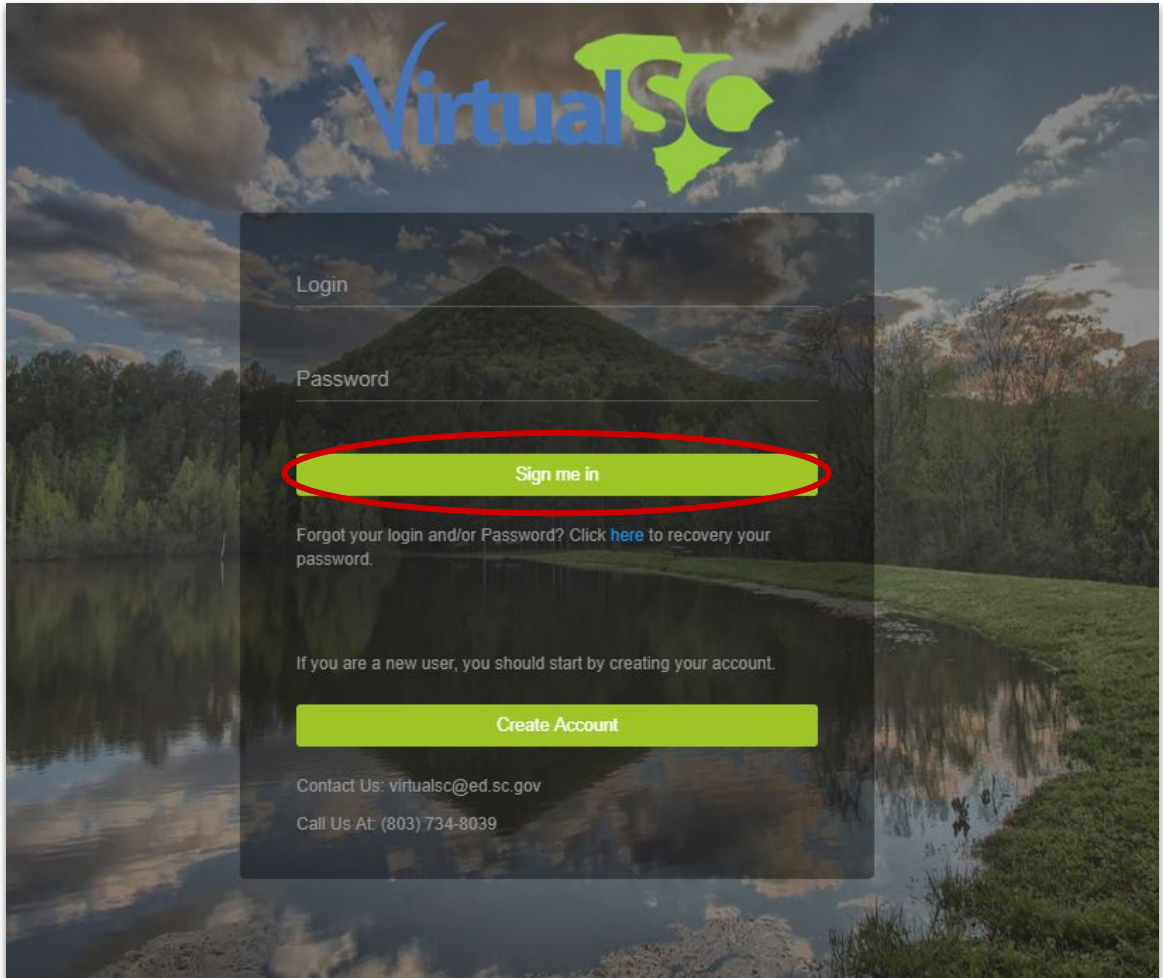
How VirtualSC Works

VirtualSC partners with schools to provide a free individualized online learning solution for



Step 3

Enter your username and password to select Sign Me In



Step 4

Click Go to LMS in the grey box on the left of the screen

The screenshot shows the VirtualSC dashboard for a user named John Smith. The interface includes a top navigation bar with the user's name, a left sidebar with various menu items, and a main content area with several widgets. The 'Go to LMS' link in the sidebar is highlighted with a yellow box, and a red arrow points to it from the right. The main content area features a 'DASHBOARD' header, a welcome message, and several data widgets: 'Academic Snapshot' (stating the student is not enrolled), 'Completed Courses' (stating no courses are completed), 'Messages', and 'Activity'. A partial 'Upcoming' and 'Courses' section is visible on the right edge.

VirtualSC

John Smith

Dashboard

Student's Messages

Mentor Information

Course Information

Academic Snapshot

Suggested Pacing

Gradebook

Student Activity

Request Courses

Drop a Course

View Transcript

Go to LMS

Edit Account

School Calendar

DASHBOARD

Here you can see an overview of the current student status and academic progress.

Academic Snapshot

This student is not enrolled in any courses.

Completed Courses

You have not completed any courses yet.

Messages

Activity

Upcoming

[Aug 15, 2012th](#)

[Aug 22, 2012th-12th](#)

[Aug 29, 2012th](#)

[See more](#)

Courses

There are no student:

Course T

**You are now on
the front page
of Moodle.**



VirtualSC Moodle

VirtualSC is a program of the South Carolina Department of Education.



Welcome to VirtualSC



Step 5

To access your courses, click on [My Courses](#) in the upper right corner



The screenshot shows the VirtualSC Moodle interface. At the top left is the VirtualSC logo. At the top right, a red arrow points to a green button labeled "My Courses" with a user icon. Below the navigation bar is a large banner image of five diverse students pointing upwards. A semi-transparent white box is overlaid on the banner with the text "VirtualSC Moodle" and "VirtualSC is a program of the South Carolina Department of Education." At the bottom of the banner area, the text "Welcome to VirtualSC" is displayed.

Congratulations!

You have completed the steps required to access
your course.

Please feel free to contact VirtualSC Student
Services for any additional assistance at
803-734-8039

