

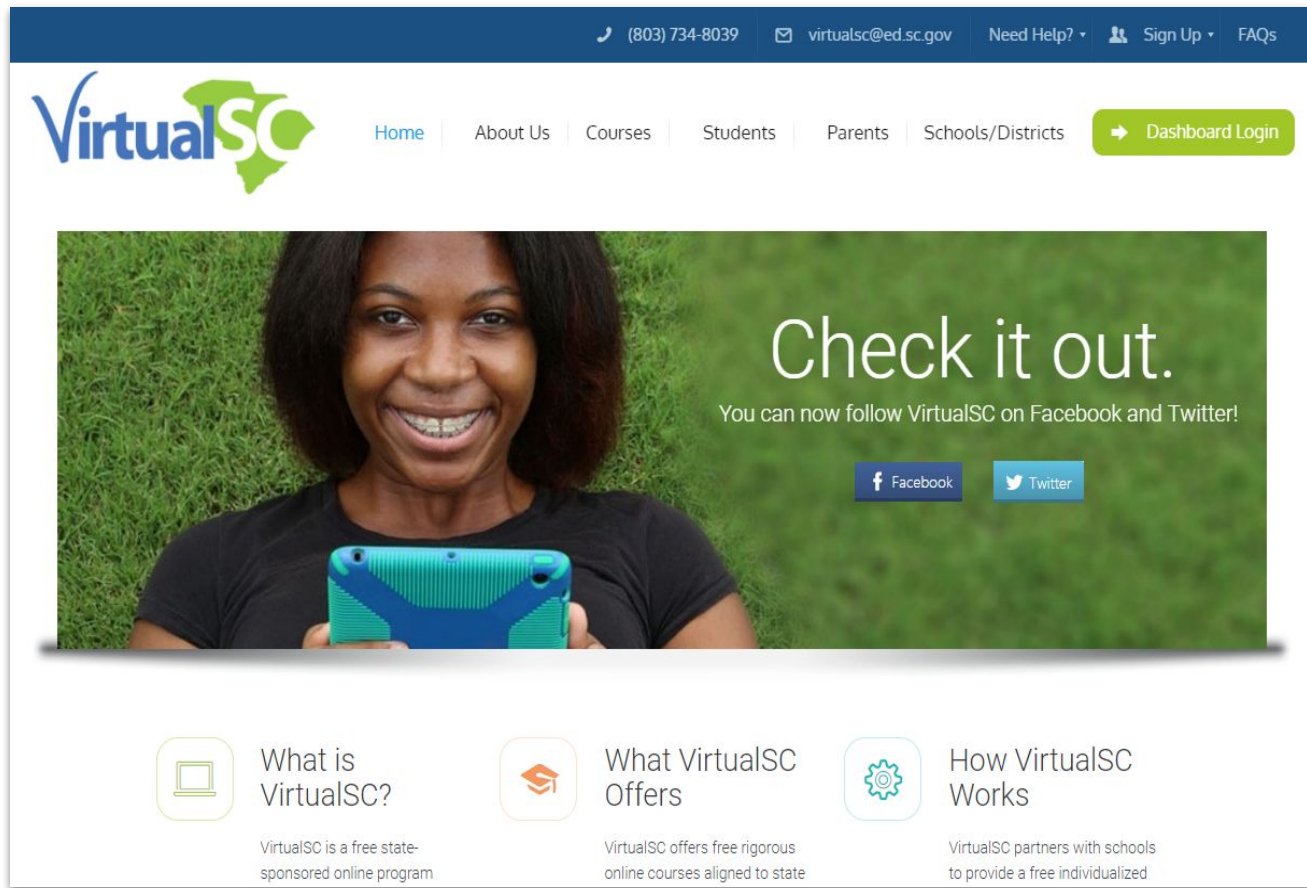
Creating a Student Account with VirtualSC



Step 1

Visit

<http://virtualsc.org>



The screenshot shows the VirtualSC website homepage. At the top, there is a dark blue navigation bar with contact information: a phone icon, the number (803) 734-8039, an email icon, the address virtualsc@ed.sc.gov, and links for 'Need Help?', 'Sign Up', and 'FAQs'. Below this is the VirtualSC logo, which consists of the text 'VirtualSC' in blue and green, with a green outline of the state of South Carolina. To the right of the logo is a horizontal menu with links for 'Home', 'About Us', 'Courses', 'Students', 'Parents', and 'Schools/Districts'. A green button with a white arrow and the text 'Dashboard Login' is positioned to the right of the menu. The main content area features a large image of a smiling Black woman holding a blue tablet. To the right of the image, the text reads 'Check it out.' followed by 'You can now follow VirtualSC on Facebook and Twitter!'. Below this text are two social media buttons: a blue Facebook button and a light blue Twitter button. At the bottom of the page, there are three columns of content. The first column has a laptop icon, the heading 'What is VirtualSC?', and the text 'VirtualSC is a free state-sponsored online program'. The second column has a graduation cap icon, the heading 'What VirtualSC Offers', and the text 'VirtualSC offers free rigorous online courses aligned to state'. The third column has a gear icon, the heading 'How VirtualSC Works', and the text 'VirtualSC partners with schools to provide a free individualized'.



Step 2

Select Sign Up → New Student Enrollment



The screenshot shows the VirtualSC website interface. At the top, there is a dark blue navigation bar with contact information: a phone icon and number (803) 734-8039, an email icon and address virtualsc@ed.sc.gov, a 'Need Help?' link, and 'Sign Up' and 'FAQs' links. Below this is the VirtualSC logo. A main navigation menu includes 'Home', 'About Us', 'Courses', 'Stu...', and 'Schools/Districts'. A dropdown menu is open under 'Stu...', with 'New Student Enrollment' highlighted in yellow and a red arrow pointing to it. Other options in the dropdown are 'Parent Registration' and 'Sponsor Enrollment'. Below the navigation is a large banner featuring a smiling woman holding a tablet. The banner text reads 'Check it out.' and 'You can now follow VirtualSC on Facebook and Twitter!', with 'Facebook' and 'Twitter' social media buttons. At the bottom, there are three informational cards: 'What is VirtualSC?' (with a laptop icon), 'What VirtualSC Offers' (with a graduation cap icon), and 'How VirtualSC Works' (with a gear icon).



Step 3

Complete all sections of the form.



Already have an account?

[Click here to login](#)

Personal Information

First Name *

Middle Name

Last Name *

Suffix

Date of Birth *

Gender *

Select... ▼

Please Note

The student should use the Add Parent/Guardian if more than one parent may be contacted about this student's VirtualSC coursework.



Parent/Guardian Information

Please complete the following required fields to create the guardian account.

First Name *


Last Name *

Relationship *
Select... ▼

Phone Number *

Email Address *

Verify Email Address *

 [Add Additional Parent/Guardian](#)


Step 4

Create your student password

Please note:


- Passwords must be at least 8 characters long and the student will receive a notification if the password is not strong enough.
- Student usernames will be auto-generated by the Dashboard. Both the username and password will be emailed to the student upon completion of the student application form.

Login Information

 Your credentials to access your account.

Password *

Confirm Password *

I'm not a robot 
reCAPTCHA
[Privacy](#) - [Terms](#)

CREATE ACCOUNT

Congratulations!

You have completed the steps required to create a student account. Once you choose the submit button, you will be automatically logged into the system. Your username and password will also be sent to your email address.

Please feel free to contact VirtualSC Student Services for any additional assistance at
803-734-8039

