


**STATE OF SOUTH CAROLINA
DEPARTMENT OF EDUCATION**

MOLLY M. SPEARMAN
STATE SUPERINTENDENT OF EDUCATION



VirtualSC Annual Report 2016–17

Submitted to the South Carolina General Assembly

Pursuant to §59-16-60

December 15, 2017

The South Carolina Department of Education does not discriminate on the basis of race, color, religion, national origin, sex, sexual orientation, veteran status, or disability in admission to, treatment in, or employment in its programs and activities. Inquiries regarding the nondiscrimination policies should be made to the Employee Relations Manager, 1429 Senate Street, Columbia, South Carolina 29201, 803-734-8781. For further information on federal non-discrimination regulations, including Title IX, contact the Assistant Secretary for Civil Rights at OCR.DC@ed.gov or call 1-800-421-3481.

Contents

Introduction.....	1
Reporting Requirements	2
High School Supplemental Program.....	3
Growth	4
Expenditures	5
End-of-Course Examination Results.....	6
Advanced Placement Exam Results.....	6
Courses Being Developed and Redesigned	7
What Our Students Are Saying.....	7
Virtual Learning Labs and Robots.....	8
Franchise Program	8
Elementary Keyboarding Program	9
Other Services Available	10
Test Preparation Services.....	10
Skills Recovery Services.....	11
Appendix A: Program Overview	12
Mission.....	12
Core Values.....	12
Goals and Objectives	12
Appendix B: VirtualSC Student Enrollment, 2016–17	13
Public School Districts.....	13
SC Public Charter School District Schools.....	15
Private Schools.....	16
Appendix C: Successful Course Completion Rates by Subject and Course, 2016–17.....	19
Appendix D: Advanced Placement, 2016–17	22
Appendix E: Course Offerings, 2016–17.....	25

Introduction

The vision of the South Carolina Department of Education (SCDE) is that “All students graduate prepared for success in college, career, and citizenship. By 2018, at least one school in every district will have implemented personalized learning that supports students’ meeting the Profile of the South Carolina Graduate.”

Figure 1. Profile of the South Carolina Graduate

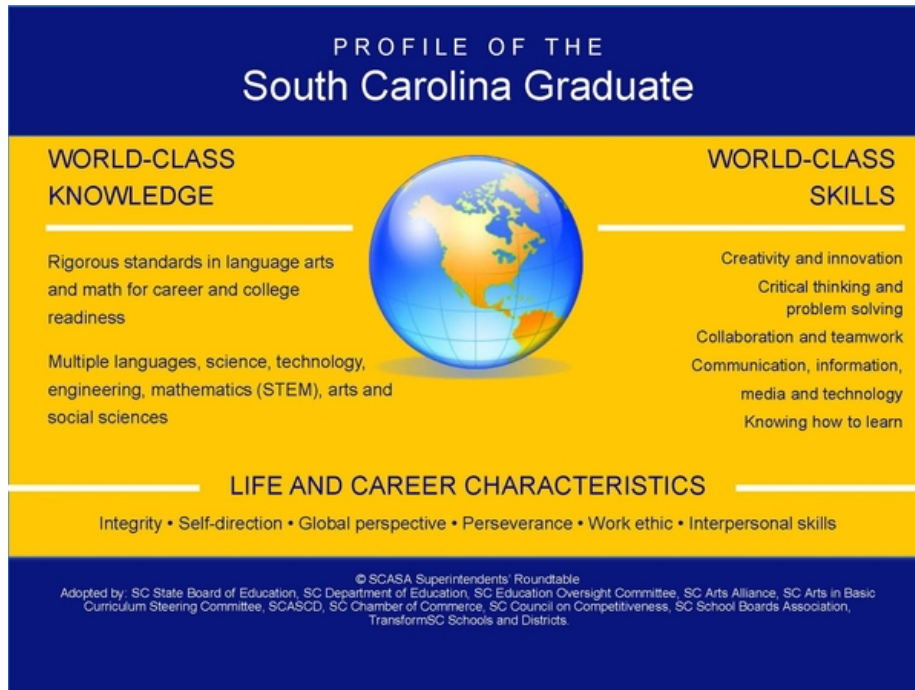


Figure 1. The Profile of the South Carolina Graduate represents the South Carolina Department of Education’s vision for student learning in the state, and has been adopted by a wide body of stakeholders and the state’s General Assembly. Source: South Carolina Department of Education. (2017). Retrieved from <http://ed.sc.gov/newsroom/profile-of-the-south-carolina-graduate/>

VirtualSC is proud to support the Profile of the South Carolina Graduate by offering multiple types of learning to students of all ages in South Carolina. VirtualSC is comprised of the High School Supplemental Program, the Franchise Program, the Elementary Keyboarding Program, and other services, including test preparation and skills recovery resources. For more information regarding VirtualSC’s mission, goals and objectives, please see [Appendix A: Program Overview](#).

Reporting Requirements

Effective May 15, 2007, legislation went into effect that requires VirtualSC to provide the General Assembly an annual report that must contain at least the following:

1. List of courses offered through the virtual school;
2. Number of local school districts and number of the district students participating in the virtual school;
3. Private schools and number of the private school students participating in the virtual school;
4. Number of homeschool students participating in the virtual school;
5. Success rates for students by courses enrolled in the virtual school;
6. Number of students who dropped a course and reasons for dropping;
7. Expenditures made for the virtual school; and
8. Number of students unable to enroll because of space limitation.

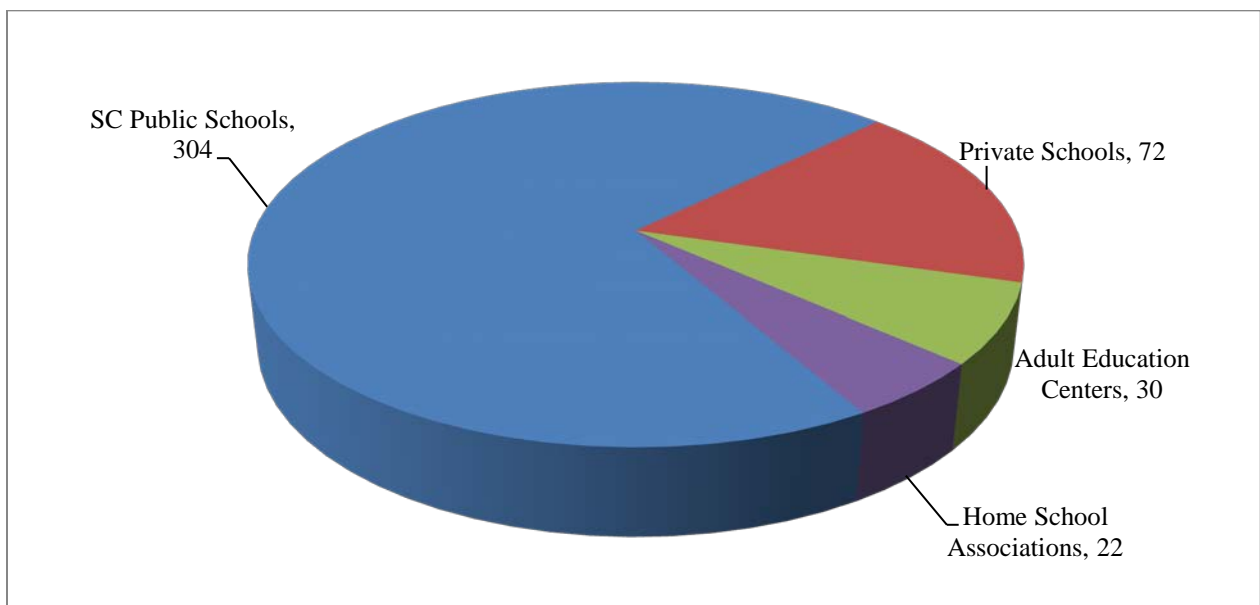
S.C. Code § 59-16-60.

High School Supplemental Program

VirtualSC’s High School Supplemental Program is a free, state-sponsored online program serving students currently attending public, private, and home schools in grades 7–12 and adult education programs. VirtualSC courses are taught by state-certified teachers who have shown expertise in their subject areas. All VirtualSC full-time teachers hold a rating of Highly Qualified in their subject area by the SCDE. In addition to their outstanding credentials, all full-time and part-time teachers must undergo in-service Online Professional Development training to teach with VirtualSC. Due to the high volume of student requests for courses, VirtualSC employed forty full-time teachers for the 2016–17 academic year in addition to 101 part-time teachers and language coaches.

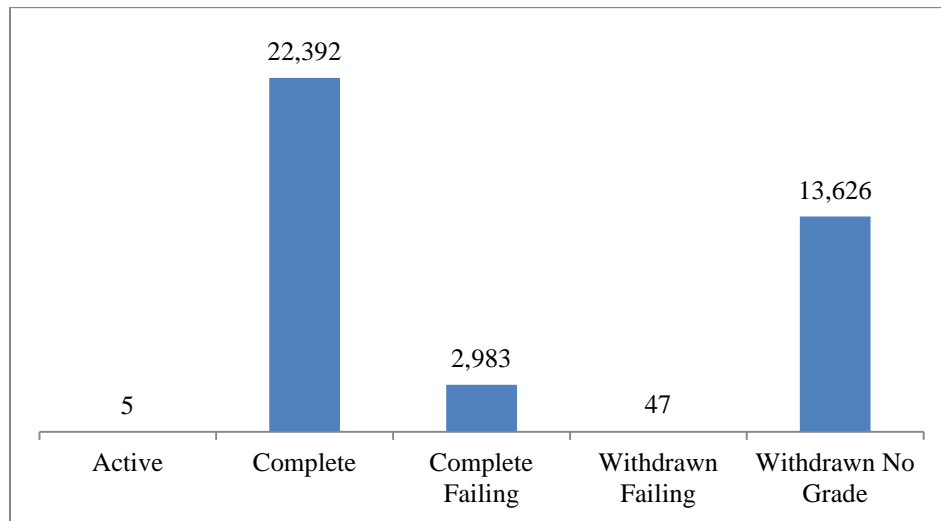
In 2016–17, VirtualSC was able to serve 39,053 student enrollments for 304 schools in 81 public school districts, 22 home school associations, 72 private schools, and 30 adult education centers located throughout South Carolina (for details, see [Appendix B: Student Enrollment by District](#)).

Figure 2. VirtualSC School Participation, 2016–17



Of the students who enrolled in their courses who stayed beyond the twenty-day grace period, 22,392 successfully completed their courses, while 2,983 received a failing grade. Therefore, VirtualSC had a successful course completion rate of 88 percent for the school year. (For details on individual class success rates, see [Appendix C: Successful Course Completion Rates](#).) In addition, of those same 39,053 who remained beyond the grace period, 13,626 withdrew from their course with no grade, and 47 withdrew while failing.

Figure 3. VirtualSC 2016–17 Enrollment Activity



Among the most common reasons offered for dropping the class after the grace period were the following:

- Overextension (taking too many courses and/or involved in too many extracurricular activities);
- Rigor (more difficult than the student thought);
- Incompatibility with learning style (need face-to-face instruction in a brick and mortar classroom);
- Lack of understanding about the course requirements, especially language labs for world language courses; and
- Technology (non-compatible hardware and/or no internet connection at home).

Growth

VirtualSC has been steadily growing since its pilot in 2007 and program inception in 2008. As demand increases, new courses are developed and added to the curriculum, which helps to increase enrollments. Although VirtualSC doesn't directly advertise, through word-of-mouth endorsements, the demand for existing courses has also increased. As demand increases, the faculty and administrative staff increases accordingly. During the 2016–17 school year, although the number of students *served* went down slightly (see Figure 4), VirtualSC had an increase in course requests of 4.9 percent over the prior year. Over the life of the program, VirtualSC has almost quadrupled its enrollments.

Figure 4. VirtualSC Student Enrollments, 2008–09 through 2016–17

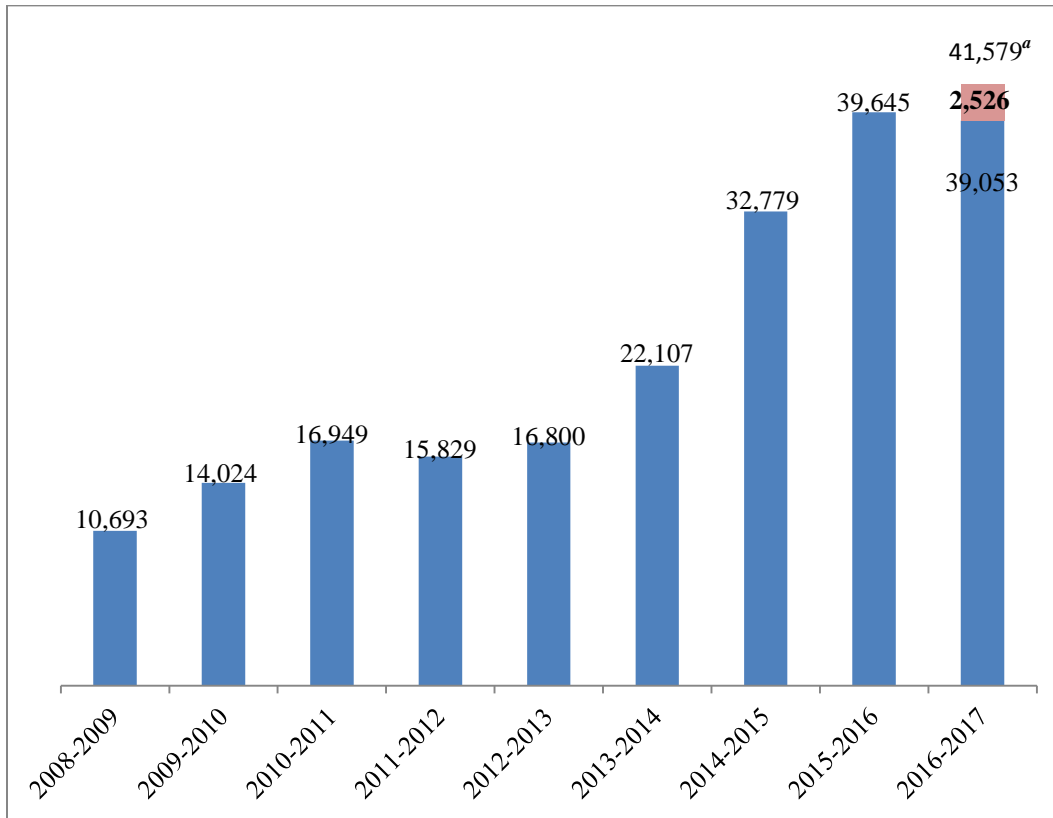


Figure 4. ^aVirtualSC was not able to serve all students who requested a class during the 2016–17 school year. Due to a lack of funding increase for the fiscal budget, VirtualSC was only able to serve the same number of students as the prior year. VirtualSC implemented a variety of measures to attempt to mitigate the lack of funding including offering courses to franchise districts at a reduced cost, allowing already-certified administrative staff to teach courses, and temporarily shifting the priorities of the full-time teachers to allow them to teach more sections. Implementing these temporary solutions, VirtualSC was able to place 1,976 students who had been placed on a waitlist after courses filled, but even with the mitigation strategies, VirtualSC had to turn away 2,526 students in the following courses: Economics, English 2 and 3, Family Life Education, Government, Health Science 1, Integrated Business Applications, Keyboarding, Media Arts 1, Medical Terminology, Music Appreciation, Personal Finance, Physical Education, and Spanish 1 and 2.

Expenditures

Expenditures for 2016–17 totaled \$8,118,896 for salaries and fringe benefits for all program administration, full-time teachers, and temporary adjunct teachers. Additionally, the program spent \$2,100,204 for operating costs, including, but not limited to, program software, instructional technologies, and digital instructional materials. Salary and fringe costs came from the General Fund, while the operating budget was appropriated through the General Fund and program-collected revenue.

End-of-Course Examination Results

During 2016–17, 239 VirtualSC students took End-of-Course Examination Program (EOCEP) courses, for which there is a state-mandated final exam. The passage rates for VirtualSC students taking this exam, as compared to the state passage rates for the same courses, are detailed in Table 1.

Table 1. 2016–17 VirtualSC EOCEP Course Results

Course	VirtualSC Number of Exams Taken	VirtualSC Number of Exams Passed	VirtualSC Exam Passage Rate	State Exam Passage Rate
Algebra 1	45	31	68.9%	74.7%
Biology 1	36	24	66.7%	73.7%
English 1	65	59	90.8%	76.8%
US History and Constitution	67	38	56.7%	67.8%
Total/Average	213	152	71.4%	73.4%

Advanced Placement Exam Results

During 2016–17, ninety-six VirtualSC students took the national Advanced Placement (AP) exams. The passage rates, as compared to the state passage rates, are detailed in the table below:

Table 2. 2016–17 VirtualSC AP Course Results

Course ^a	VirtualSC Number of Exams Taken	VirtualSC Number of Exams Passed	VirtualSC Exam Passage Rate	State Exam Passage Rate
AP Art History	13	7	54%	62%
AP Biology	8	6	75%	67%
AP Calculus AB	4	1	25%	58%
AP Computer Science A	14	12	86%	52%
AP English Language	10	4	40%	55%
AP English Literature	24	11	46%	52%
AP European History	7	5	71%	58%
AP Latin	1	1	100%	40%
AP Statistics	9	6	67%	49%
AP US History	6	4	67%	52%
Total/Average	96	57	59%	57%

Note. ^aFor a list of districts taking AP classes with VirtualSC, please see [Appendix D: Advanced Placement](#).

Courses Being Developed and Redesigned

Courses Being Developed:

- Algebra 1 Honors
- AP Capstone Research
- Comprehensive Health Education Unit
- Credit Recovery Earth Science
- English 3 Honors
- English 4 Honors
- Fundamentals of Webpage Design
- Foundations in Algebra
- French 2
- Intermediate Algebra
- Introduction to Career Clusters
- Parenting Education 1
- Spanish Proficiency Courses 3–4
- Spanish Proficiency Courses 5–6

Courses Being Redesigned:

- AP Art History
- AP European History
- Biology 1
- Credit Recovery Biology
- Credit Recovery Chemistry
- Geometry
- German 1
- German 2
- Integrated Business Applications
- Music Appreciation
- Personal Health
- Physical Education

In addition to these courses, VirtualSC has several plans to develop future courses, if funded. Schools have requested that VirtualSC add core and exploratory middle school level courses for grades 6–8. Additionally, with the recent changes to the computer science requirements for graduation, VirtualSC would like to develop and offer additional levels of computer science (currently being offered at the AP level) as well as developing additional courses to satisfy the graduation requirement. Funding for these course initiatives have been requested through the annual budget request process. Development of courses in these areas would begin promptly when additional funding is made available.

For a complete list of courses that were offered during the 2016–17 school year, please see [Appendix C: Success Course Completion Rates](#) and [Appendix E: Course Offerings](#).

What Our Students Are Saying

Of the more than 25,000 students who responded to our end of course surveys, sixty-eight percent said their favorite thing about the class was the flexibility and/or being able to work at their own pace. Some student comments included:

“I am heavily involved both in and out of school, so this was a great resource to help me graduate.”

“VirtualSC is a great way to catch up on failed or missing classes.”

“Difficult sometimes, but the course was interesting and fun. Thank you to my teacher for a great class.”

“This was a great experience for me, and I will definitely be taking another online course next year.”

Virtual Learning Labs and Robots

VirtualSC partners directly with schools to offer Virtual Learning Labs (VLLs) to help schools fulfill several needs from budget cuts, reduced funding, and unfilled teaching vacancies at smaller schools across the state. Through VLLs, VirtualSC provides a Highly Qualified SC-certified teacher and the SC standards-based virtual course, as well as virtually meets with the students during a set period of the school day to provide instruction. In 2014–15, VirtualSC conducted a robot pilot, which has become part of the VLL option. With the robots, the VirtualSC teacher can better connect with students in the classroom through the use of a Double Robot. During the 2016–17 school year, VirtualSC conducted twelve VLL class periods at eight schools (Abbeville High School, Dacusville Middle School, Johnakin Middle School, LEAD Academy, Marlboro County High School, McCormick High School, Orangeburg Wilkinson High School, and Wade Hampton High School) with six robots in the following classes: Algebra 2, English 1 Honors, English 2, Geometry, Health Science 1, Keyboarding, Physical Science, Physics, Probability and Statistics, and World Geography.

These classes included 490 students and had a success rate of 81.5 percent.

Franchise Program

VirtualSC began to offer a new flexible Franchise Program to schools and districts across the state in 2014. This program allows districts to use VirtualSC-developed course content, the program’s Learning Management System (Moodle), and the VirtualSC Student Information System (OpenSIS) while using their own instructors. For the 2016–17 school year, VirtualSC had eight district franchises (see list below), offering 246 course periods across three semesters and serving 4,329 students with an 81 percent overall success rate.

Each district uses the curriculum provided in a slightly different way to meet their district’s unique needs:

- **Aiken County Virtual Academy (ACVA)** offers a complete virtual program for all students in Aiken County Public School District. Students have the ability to take courses during the school day or supplemental courses. Students who take a course during the school day are placed in a dedicated ACVA lab where they are assisted by ACVA lab facilitators. The Aiken Franchise expanded its program to also offer courses to Medial Homebound students for the 2017–18 school year.
- **Berkeley County Learning Virtual Program (BCVLP)** provides virtual courses to high school students at the request of the school counselor. BCVLP also offers virtual courses to its adult education students and evening high school students at Berkeley High School

and Goose Creek High School. BCVLP is hoping to expand its virtual program to all evening high schools within the district.

- **Colleton County School District** offers virtual courses to all alternative school students in grades 9–12 and adult education students. Colleton County School District uses teachers from the high school to teach the virtual courses. They make face-to-face visits to the alternative school two to three times per week or at the request of the school administration. The district is hoping to expand to its high school for the spring 2018 semester.
- **Dorchester County School District Four** delivers virtual courses to their district alternative program, Odyssey Educational Center. Teachers facilitate the classes through a competency-based model. Students are scheduled based on subjects, not courses. Students may be in different courses within that subject and different parts of the course, but because the courses are delivered virtually, the teacher is able to assist students individually. By using the franchise program at Odyssey, students have been able to complete more courses within the school year.
- **Greenwood School District 50** offers virtual courses to its students who mainly need a Spanish credit. During the summer 2016 semester, the district offered summer school courses to students who desired to get ahead.
- **Jasper County School District** offers virtual courses to their district alternative program, the Jasper County Alternative Program (JCAP). Students are able to interact with their virtual teachers in a modified blended learning model once a week to ask questions and receive more instruction if needed. Offering virtual courses at the Jasper County Alternative School allows the students to continue earning credit at a more rapid pace than they would at their regular high school.
- **Spartanburg School District One** provides Keyboarding and Computer Applications to a large group of its eighth grade students. The district hopes that taking these courses in middle school will allow students to take more advanced courses in high school.
- **Williamsburg County School District** offers virtual courses to district students to assist in the teacher shortage in the school district. This delivery, using virtual adjunct instructors, provides students with standards-aligned courses taught by SC-certified Highly Qualified teachers.

Elementary Keyboarding Program

South Carolina law was amended to require all statewide assessments to be administered online beginning in Spring 2017. Students in grades 3–8 and in high school will be taking online assessments in English language arts, mathematics, social studies, and science. Keyboarding skills are essential to students' success. To meet the expressed needs and inquiries of the districts and schools across South Carolina, VirtualSC offers a blended learning Elementary Keyboarding

Program statewide. It supports personalized learning and customized education for every student through an online choice option for keyboarding instruction.

The primary objectives of the Elementary Keyboarding Program are:

- To provide instruction in alphabetic keyboarding to students in grades K–6,
- To provide instruction and practice in navigation through online open educational resources and activities, and
- To provide opportunity for students to compose paragraphs, short answers, or essay responses at the keyboard in a timely manner from writing prompts provided in the course.

During the 2016–17 school year, VirtualSC served 67,973 students, 2,250 teachers, and 259 administrators in the following 35 districts:

- Abbeville
- Aiken
- Allendale
- Anderson 2
- Anderson 3
- Anderson 5
- Bamberg 1
- Barnwell 19
- Berkeley
- Charleston
- Clarendon 2
- Colleton
- Dillon 4
- Edgefield
- Florence 1
- Florence 5
- Greenville
- Greenwood 52
- Kershaw
- Laurens 56
- Lexington 1
- Lexington 2
- Lexington 5
- Marion
- Newberry
- Oconee
- Orangeburg 3
- Orangeburg 5
- Pickens
- School for the Deaf and Blind
- Spartanburg 1
- Spartanburg 2
- Spartanburg 5
- Sumter
- Union

Individual Schools:

- Bridgewater Academy
- Cape Romain
- Columbia Adventist Academy
- Glenview Middle
- Orange Grove
- Sabeel Academy
- Walhalla Middle

Other Services Available

Test Preparation Services

To assist students in preparing for national college entrance exams, such as the ACT, PSAT/NMSQT, and SAT, VirtualSC offers test preparation free-of-charge to any student or teacher in the state of South Carolina, whether they are enrolled in VirtualSC or not. These reviews were developed by Shmoop, a digital curriculum test preparation company that makes

fun yet rigorous learning materials that help students prepare for national exams. In addition to the college entrance exams listed above, VirtualSC offers reviews for the following AP exams:

- AP Art History
- AP Biology
- AP Calculus
- AP Chemistry
- AP English Language
- AP English Literature
- AP Environmental Science
- AP European History
- AP Human Geography
- AP Macroeconomics
- AP Microeconomics
- AP Physics
- AP Psychology
- AP Spanish Literature
- AP Statistics
- AP US Government and Politics
- AP US History
- AP World History

Skills Recovery Services

VirtualSC offers free English language arts (ELA) and math skills recovery resources to middle and high schools via EdReady. Both the ELA and math resources are standards-aligned and mastery-based, and provide a personalized learning experience based upon each student's current level of skill and understanding. In addition, the resources are available to schools to use in the manner that best suits the needs of their students. The resources are not provided with a VirtualSC teacher, but VirtualSC works directly with the schools to provide free online curricula, administrative support for troubleshooting, and free training for the school's teachers and staff. During the 2016–17 school year, 2,189 students took advantage of this program, a thirty-four percent growth over the prior year.

Appendix A: Program Overview

Following a one-year pilot, the South Carolina Virtual School Program (SCVSP), legislatively created in May 2007, began offering courses in the 2007–08 academic year as a supplemental program for students in traditional brick and mortar public schools, private schools, and homeschools. Since then, the program, now known as VirtualSC, has worked with these diploma-granting schools, as well as adult education centers, to provide state-funded online courses for high school credit at no cost to the students.

Mission

The mission of VirtualSC is to provide South Carolina students with flexible and rigorous online learning opportunities that will help them acquire the knowledge, skills, and characteristics necessary for college and career readiness.

Core Values

The following are the core values that guide VirtualSC:

1. The student should be at the center of each decision.
2. Integrity, honesty, and respect are paramount in all aspects of VirtualSC's operations.
3. Courses must be engaging and interactive with rigorous standards-based content to meet the diverse educational needs of the students.
4. Students, parents, and sponsors should be active partners in the process.
5. All students, parents, teachers, and sponsors are accountable for their role in the educational process.
6. Continuous examination is vital to program improvement.

Goals and Objectives

VirtualSC strives to reach the following goals and objectives:

1. Focus on the individual success of each student and tailor courses to students' educational needs.
2. Provide students with access to Advanced Placement™ and specialized courses, which may not be offered at their traditional brick and mortar schools in order to promote educational equality.
3. Provide an alternative to students who may not be able to complete their high school education without access to flexible options (e.g. students with children, students with mitigating work schedules/circumstances, students with disabilities or medical issues).
4. Provide credit recovery courses for students.
5. Provide students with a 21st century education to make them competitive in the workforce after their high school graduation or in their pursuit of a degree from a higher educational institution.

Appendix B: VirtualSC Student Enrollment, 2016–17

Public School Districts

School District	Total Enrollment
Abbeville 60	143
Adult Education	1,169
Aiken	2,172
Allendale	64
Anderson 1	463
Anderson 2	81
Anderson 3	91
Anderson 4	143
Anderson 5	121
Bamberg 2	5
Barnwell 19	52
Barnwell 29	25
Barnwell 45	38
Beaufort	357
Berkeley	1,737
Calhoun	7
Charleston	1,802
Cherokee	183
Chester	67
Chesterfield	318
Clarendon 1	35
Clarendon 2	140
Clarendon 3	102
Colleton	543
Darlington	241
Department of Juvenile Justice	2
Dillon 4	44
Dorchester 2	2,478
Dorchester 4	209
Edgefield	175
Florence 1	323
Florence 2	92
Florence 3	151
Florence 4	172
Georgetown	334
Governor's School	106

School District	Total Enrollment
Greenville	5,452
Greenwood 50	167
Greenwood 51	1
Greenwood 52	46
Hampton 1	433
Hampton 2	21
Home School	464
Horry County Schools	743
Jasper	12
Kershaw	358
Lancaster	339
Laurens 55	269
Laurens 56	20
Lexington 1	1,221
Lexington 2	229
Lexington 3	41
Lexington 4	196
Lexington 5	1,106
Marion	52
Marlboro	460
McCormick	21
Newberry	67
Oconee	305
Orangeburg 3	32
Orangeburg 4	2
Orangeburg 5	503
Pickens	2,332
Private School	1,096
Richland 1	475
Richland 2	2,859
Saluda	407
SC School for the Deaf and Blind	5
South Carolina Public Charter School District	2,499
Spartanburg 1	91
Spartanburg 2	99
Spartanburg 3	77
Spartanburg 4	34
Spartanburg 5	119
Spartanburg 6	118
Spartanburg 7	191

School District	Total Enrollment
Sumter	834
Union	3
Wil Lou Gray Adult Education	6
Williamsburg	271
York 1	37
York 2	172
York 3	210
York 4	373
Total	39,053

SC Public Charter School District Schools

SCPCSD School	Enrollment
Allegro Charter School of Music	7
Brashier Middle College Charter High School	134
Bridges Preparatory School	3
Calhoun Falls Charter School	4
Cape Romain Environmental Education Charter School	18
Coastal Leadership Academy	30
Cyber Academy of South Carolina	136
Fox Creek High	97
Gray Collegiate Academy	30
Green Charter School	2
Greenville Tech Charter High	22
Greer Middle College Charter High School	38
High Point Academy	11
Lead Academy Charter School	16
Legacy Charter School	238
Low Country Leadership High School	21
Lowcountry Montessori School	38
Midlands Middle College	42
Next High School	197
Oceanside Collegiate Academy	17
Odyssey Online Learning	34
Palmetto Scholars Academy	58
Phoenix Charter High	3
Royal Live Oaks Academy Charter School for the Arts and Sciences	86
SC Science Academy	93
SC Whitmore School	21

SCPCSD School	Enrollment
South Carolina Calvert Academy	3
South Carolina Connections Academy	614
South Carolina Virtual Charter School	325
York Preparatory Academy	161
Total	2,499

Private Schools

Private School	Enrollment
Anderson Christian School	82
Beaufort Academy	1
Ben Lippen School	22
Bishop England High School	25
Bridgeway Christian Academy	30
Cambridge Academy	1
Cardinal Newman School	17
Cathedral Academy	2
Christian Academy of Myrtle Beach	25
Clarendon Hall School	10
Colleton Prep Academy	3
Comenius School For Creative Leadership	69
Conway Christian School	2
Covenant Classical Christian School	66
Dorchester Academy	12
Easley Christian School	2
Faith Christian School	2
Francis Hugh Wardlaw Academy	9
Glenforest School	13
Greenwood Christian School	8
Hammond School	3
Hampton Park Christian School	6
Heathwood Hall Episcopal School	2
Hilton Head Christian Academy	56
Hilton Head Preparatory School	1
Holly Hill Academy	5
Horse Creek Academy	119
James Island Christian School	6
Jefferson Davis Academy	6
John Paul II Catholic School	3

Private School	Enrollment
Lake City College Preparatory Academy	19
Lake Pointe Academy	13
Lowcountry Montessori School	1
Lowcountry Preparatory School	30
Mead Hall Episcopal School	3
Montessori School of Anderson	8
Montessori School of Mauldin	2
Mountain View Christian Academy	37
New Covenant School	3
New Prospect Christian School	14
Northside Christian Academy	7
Northwood Academy	4
Oakbrook Preparatory School	13
Oakwood Christian School	2
Oconee Christian Academy	15
Palmetto Christian Academy	17
Palmetto Christian Academy of Greenwood	1
Patrick Henry Academy	4
Pee Dee Academy	54
Pinewood Prep School	18
Richard Winn Academy	33
Risen Christ Lutheran School	1
Robert E. Lee Academy	8
Shannon Forest Christian School	17
South Aiken Baptist Christian School	9
Southside Christian School	4
Spartanburg Christian Academy	15
St. Anne Catholic School	16
St. Francis Xavier High School	17
St. John's Christian Academy	19
St. Joseph Catholic School	2
St. Joseph's Catholic School	6
Sumter Christian School	12
Temple Christian Academy	5
The Charleston Christian School	4
Thomas Heyward Academy	1
Thomas Sumter Academy	10
University School of the Lowcountry	10
Victory Christian School	20
W. Wyman King Academy	6

Private School	Enrollment
Westminster Catawba Christian School	7
Williamsburg Academy	1
Total	1,096

Appendix C: Successful Course Completion Rates by Subject and Course, 2016–17

Subject	Course	Completed Successfully	Completed Failed	Total Completed	Successful Completion Rate
CATE	Accounting 1 CP	25	1	26	96.15%
	Child Development 1 CP	357	89	446	80.04%
	Computer Applications CP	543	49	592	91.72%
	Computer Applications CP Fast Track	88	26	114	77.19%
	Entrepreneurship CP	174	44	218	79.82%
	Family Life Education 1 CP	542	93	635	85.35%
	Family Life Education 1 CP Fast Track	128	45	173	73.99%
	Health Science 1 CP	450	48	498	90.36%
	Health Science 1 CP Fast Track	51	31	82	62.20%
	Health Science 3: Human Structure and Function CP	53	3	56	94.64%
	Integrated Business Applications CP	942	164	1,106	85.17%
	Keyboarding CP	867	76	943	91.94%
	Keyboarding CP Fast Track	71	24	95	74.74%
	Medical Terminology CP	617	57	674	91.54%
	Medical Terminology CP Fast Track	81	23	104	77.88%
	Personal Finance CP	416	73	489	85.07%
	Computer Science	AP Computer Science A	18		18
ELA	AP English Language and Composition	12		12	100.00%
	AP English Literature and Composition	27		27	100.00%
	Credit Recovery English 1	551		551	100.00%
	Credit Recovery English 2	546		546	100.00%
	Credit Recovery English 3	455		455	100.00%
	Credit Recovery English 4	179		179	100.00%
	English 1 CP	21	4	25	84.00%
	English 1 Honors	40		40	100.00%
	English 2 CP	307	50	357	85.99%
English 3 CP	833	148	981	84.91%	

Subject	Course	Completed Successfully	Completed Failed	Total Completed	Successful Completion Rate
	English 4 CP	927	132	1,059	87.54%
Fine Arts	AP Art History	18	1	19	94.74%
	Art History Honors	81	2	83	97.59%
	Media Arts 1 CP	196	41	237	82.70%
	Music Appreciation 1 CP	586	27	613	95.60%
Health /PE	Personal Health CP	319	28	347	91.93%
	Personal Health CP Fast Track	82	27	109	75.23%
	Physical Education 1 CP	1,854	150	2,004	92.51%
	Physical Education 1 CP Fast Track	59	10	69	85.51%
Math	Algebra 1 CP	36	9	45	80.00%
	Algebra 2 CP	742	178	920	80.65%
	AP Calculus AB	7	1	8	87.50%
	AP Statistics	14		14	100.00%
	Credit Recovery Algebra 1	538		538	100.00%
	Credit Recovery Algebra 2	437		437	100.00%
	Credit Recovery Geometry	536		536	100.00%
	Geometry CP	294	333	627	46.89%
	Pre-Calculus CP	19	15	34	55.88%
Probability and Statistics CP	744	134	878	84.74%	
Science	Anatomy and Physiology CP	55	3	58	94.83%
	AP Biology	11	1	12	91.67%
	Biology 1 CP	34	2	36	94.44%
	Chemistry CP	12	12	24	50.00%
	Credit Recovery Biology	623		623	100.00%
	Credit Recovery Chemistry	172		172	100.00%
	Credit Recovery Physical Science	249		249	100.00%
	Earth Science CP	109	64	173	63.01%
	Environmental Studies CP	259	113	372	69.62%
	Forensic Science CP	284	71	355	80.00%
	Physical Science CP	7	14	21	33.33%
	Physics CP	29	2	31	93.55%
	Social Studies	AP European History	11		11
AP US History and		7		7	100.00%

Subject	Course	Completed Successfully	Completed Failed	Total Completed	Successful Completion Rate
	Constitution				
	Credit Recovery Economics	105		105	100.00%
	Credit Recovery Government	163		163	100.00%
	Credit Recovery US History	457		457	100.00%
	Economics CP	1,631	222	1,853	88.02%
	Government CP	1,595	189	1,784	89.41%
	Psychology CP	89	19	108	81.65%
	Sociology CP	64	7	71	90.14%
	US History and Constitution CP	54	6	60	90.00%
	World Geography CP	127	79	206	61.65%
	World History CP	19	10	29	65.52%
World Languages	Accelerated Spanish 1 CP	24	3	27	88.89%
	Accelerated Spanish 2 CP	23	3	26	88.46%
	AP Latin	1		1	100.00%
	Exploring World Languages in South Carolina	6		6	100.00%
	German 1 CP	23	2	25	92.00%
	German 2 CP	17	2	19	89.47%
	Latin 1 CP	32	11	43	74.42%
	Latin 1a	10	2	12	83.33%
	Latin 1b	7		7	100.00%
	Latin 2 CP	44	1	45	97.78%
	Latin 3 Honors	23		23	100.00%
	Latin 4 Honors	1		1	100.00%
	Spanish 1 CP	57	1	58	98.28%
	Spanish 2 CP	28	6	34	82.35%
	Spanish 3 CP	17	2	19	89.47%
	Spanish 3 Honors	18		18	100.00%
	Spanish 4 Honors	4		4	100.00%
Total/ Average		22,384	2,983	25,367	88.24%

Appendix D: Advanced Placement, 2016–17

Per the following table, 243 students took AP courses with VirtualSC during the 2016–17 school year.

District	School	Enrollment
Aiken	Aiken High School	5
	Midland Valley High School	1
	Ridge-Spring Monetta Middle/High School	13
	South Aiken High School	1
	Wagener-Salley High School	1
Allendale	Allendale-Fairfax High School	5
Anderson 1	Palmetto High School	1
	Powdersville High School	1
	Wren High School	3
Anderson 3	Crescent High School	2
Anderson 5	T.L. Hanna High School	4
Barnwell 19	Blackville-Hilda High School	1
Beaufort	Battery Creek High School	1
Berkeley	Cane Bay High School	2
	Goose Creek High	4
	Timberland High	1
Charleston	Charleston County School of the Arts	3
	Military Magnet Academy	2
	Wando High	3
Chester	Chester Senior High School	1
Chesterfield	Cheraw High School	1
Clarendon 2	Manning High School	1
Dillon 4	Lake View High School	4
Dorchester 2	Ashley Ridge High School	1
	Fort Dorchester High School	1
	Summerville High School	3
Florence 1	West Florence High School	1
	Wilson Senior High School	3
Florence 3	Lake City High School	2
Georgetown	Carvers Bay High School	4
	Waccamaw High School	2
Greenville	Blue Ridge High School	1
	Carolina Academy	2
	J. L. Mann Academy	2
	Riverside High School	4

District	School	Enrollment
	Southside High School	8
	Travelers Rest High School	2
	Wade Hampton High School	8
	Woodmont High School	1
Hampton 1 Home Schools	Wade Hampton High	2
	Home Schools	10
Horry	Academy for the Arts, Science & Technology	1
	Carolina Forest High School	1
	Conway High School	1
	St. James High School	1
Kershaw	Camden High School	1
Lancaster	Andrew Jackson High	2
	Indian Land High School	1
	Lancaster High School	1
Lexington 1	Lexington High School	1
	River Bluff High School	5
Lexington 2	Brookland-Cayce High School	9
Lexington 4	Swansea High School	1
Lexington 5	Chapin High School	1
	Dutch Fork High	2
Newberry	Mid-Carolina High	1
	Whitmire Community School	1
Orangeburg 3	Lake Marion High School and Technology Center	1
	Orangeburg Consolidated School District Five High School for	
Orangeburg 5	Health Professions	4
	Orangeburg-Wilkinson High School	1
Pickens	Easley High School	6
	Liberty High School	5
	Pickens High School	1
Private Schools	Anderson Christian School	2
	Bishop England High School	1
	Christian Academy of Myrtle Beach	1
	Clarendon Hall School	1
	Comenius School For Creative Leadership	1
	Covenant Classical Christian School	2
	Hilton Head Christian Academy	1
	Montessori School of Anderson	1
	New Prospect Christian School	1
	Oconee Christian Academy	1

District	School	Enrollment
	Pinewood Prep School	1
	Shannon Forest Christian School	1
	South Aiken Baptist Christian School	3
Richland 1	A.C. Flora High School	2
	Lower Richland High School	4
Richland 2	Blythewood High School	2
	Richland Northeast High	5
	Richland Two Charter High School	1
	Spring Valley High School	7
	Westwood High School	2
Saluda	Saluda High School	1
SCPCSD	Coastal Leadership Academy	1
	Fox Creek High	1
	Legacy Charter School	1
	Palmetto Scholars Academy	3
	SC Whitmore School	3
	South Carolina Connections Academy	1
	South Carolina Virtual Charter School	3
	York Preparatory Academy	1
Spartanburg 2	Boiling Springs High School	4
Spartanburg 7	Spartanburg Senior High School	2
Williamsburg	C E Murray High School	6
York 1	York Comprehensive High School	2
York 2	Clover High School	1
York 3	South Pointe High School	3
York 4	Fort Mill High School	1
	Nation Ford High School	3
Total		243

Appendix E: Course Offerings, 2016–17

Course	Enrollment
Accelerated Spanish 1 CP	51
Accelerated Spanish 2 CP	61
Accounting 1 CP	65
Algebra 1 CP	88
Algebra 2 CP	1,275
Anatomy and Physiology CP	81
AP Art History	41
AP Biology	29
AP Calculus AB	25
AP Computer Science A	41
AP English Language and Composition	14
AP English Literature and Composition	34
AP European History	16
AP Latin	1
AP Statistics	23
AP US History and Constitution	19
Art History Honors	104
Biology 1 CP	79
Chemistry CP	64
Child Development 1 CP	584
Computer Applications CP	706
Computer Applications CP Fast Track	156
Credit Recovery Algebra 1	1,275
Credit Recovery Algebra 2	1,084
Credit Recovery Biology	1,200
Credit Recovery Chemistry	551
Credit Recovery Economics	254
Credit Recovery English 1	1,182
Credit Recovery English 2	1,063
Credit Recovery English 3	814
Credit Recovery English 4	300
Credit Recovery Geometry	1,536
Credit Recovery Government	355
Credit Recovery Physical Science	564
Credit Recovery US History	950
Earth Science CP	248
Economics CP	2,501
English 1 CP	63

Course	Enrollment
English 1 Honors	43
English 2 CP	459
English 3 CP	1,316
English 4 CP	1,419
Entrepreneurship CP	315
Environmental Studies CP	585
Exploring World Languages in South Carolina (middle school course)	14
Family Life Education 1 CP	916
Family Life Education 1 CP Fast Track	232
Forensic Science CP	488
Geometry CP	1,216
German 1 CP	34
German 2 CP	32
Government CP	2,373
Health Science 1 CP	651
Health Science 1 CP Fast Track	119
Health Science 3: Human Structure and Function CP	99
Integrated Business Applications CP	1,493
Keyboarding CP	1,210
Keyboarding CP Fast Track	158
Latin 1 CP	109
Latin 1a (middle school course)	14
Latin 1b (middle school course)	7
Latin 2 CP	71
Latin 3 Honors	45
Latin 4 Honors	4
Media Arts 1 CP	315
Medical Terminology CP	922
Medical Terminology CP Fast Track	143
Music Appreciation 1 CP	772
Personal Finance CP	684
Personal Health CP	443
Personal Health CP Fast Track	134
Physical Education 1 CP	2,236
Physical Education 1 CP Fast Track	85
Physical Science CP	21
Physics CP	51
Pre-Calculus CP	91
Probability and Statistics CP	1,161
Psychology CP	130

Course	Enrollment
Sociology CP	118
Spanish 1 CP	146
Spanish 2 CP	123
Spanish 3 CP	62
Spanish 3 Honors	59
Spanish 4 Honors	12
US History and Constitution CP	122
World Geography CP	261
World History CP	43
Total	39,053