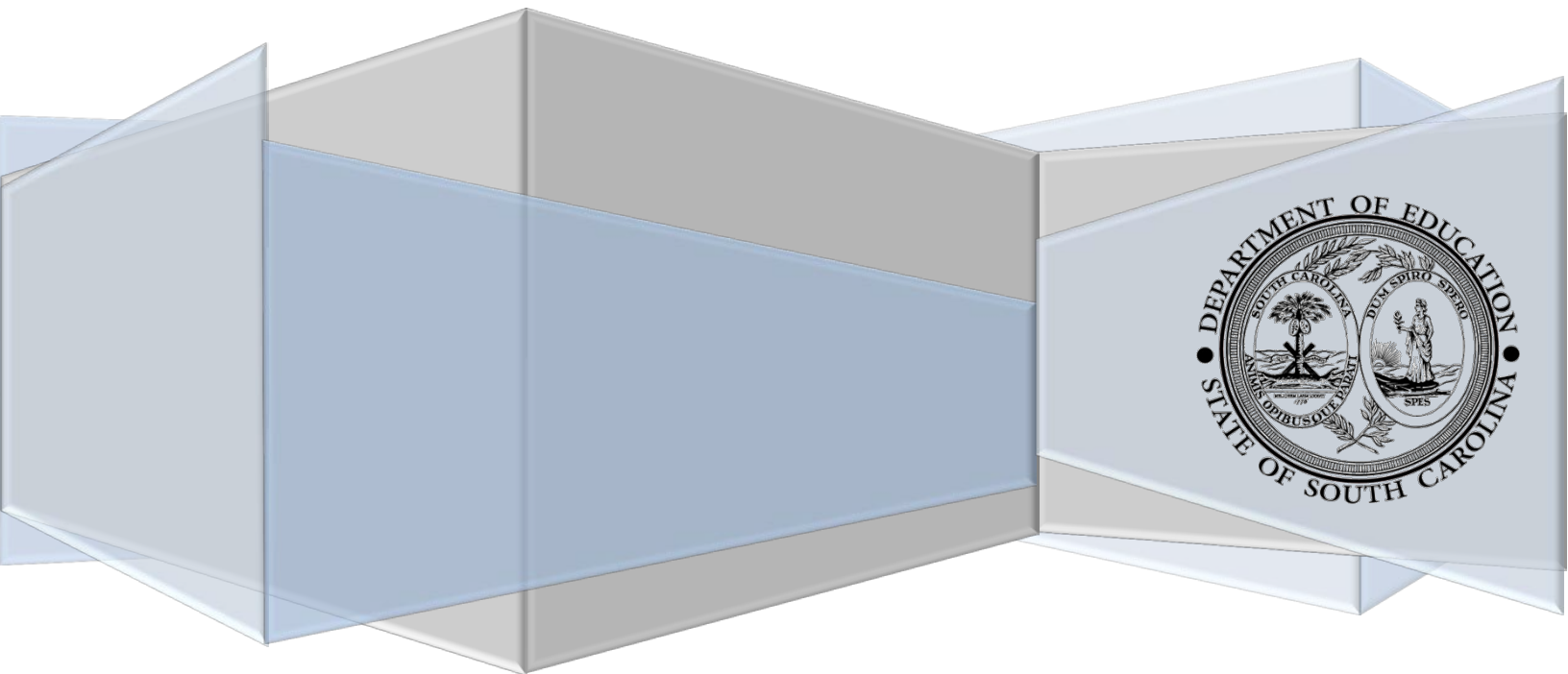




# 2013-2014 Annual Report South Carolina Virtual School Program



## ***Introduction***

The 2013-2014 school year was a period of enormous growth and change for the South Carolina Virtual School Program (SCVSP). It experienced a thirty-one percent growth in student enrollment; increased its course offerings; provided curriculum resources to elementary and middle school schools; and launched a rebranding campaign. In addition to these changes, the SCVSP continued to provide high-quality courses and instruction to South Carolina students working toward a high school diploma. Both the continuation of services to these students and the changes that took place will be highlighted in this annual report.

## ***Course Offerings***

In 2013-2014 the SCVSP offered seventy-eight courses in eight subject areas—career and technology education, English, fine arts, health/physical education, mathematics, science, social studies, and world languages—at varying levels, such as Advanced Placement™ and college preparatory classes (see Appendix B for a complete listing of courses). Included in this number, were three languages—Spanish, Latin, and Mandarin Chinese—and a variety of electives in such popular career majors as health occupations, family and consumer science, and business education. Of the seventy-eight courses, four were new: Anatomy and Physiology, Introduction to Architectural Design, Media Arts, and Spanish 3 CP. In addition, SCVSP offered CR courses in the four core content areas—English, mathematics, science, and social studies—to students who failed to earn credit for them on their first attempt.

Aside from credit-bearing courses, the SCVSP offered free test preparation for the national college entrance and Advanced Placement™ examinations, as well as the South Carolina High School Assessment Program examination.

Based on enrollment, excluding credit recovery courses, the following courses were the most popular with students:

- Physical Education 1 CP
- Economics CP
- Government CP
- English 3 CP
- English 5 CP
- Computer Applications CP
- Personal Health CP
- Keyboarding CP
- Music Appreciation CP
- Statistics CP

Following a review of all SCVSP courses during 2012-2013, staff undertook three major course revision tasks during 2013-2014:

- Developed a common course template and transferred all courses to it to make it easier for students to move easily from one course to another.
- Developed a common gradebook that all teachers were required to use eliminating confusion about grade reporting for students; and
- Redesigned the following courses:
  - Introduction to Health Science
  - Health Science 1
  - Medical Terminology
  - Introduction to Emergency Medical Services
  - Child Development
  - Family Life Education 1
  - Spanish 1 CP
  - AP English Language and Composition
  - AP English Literature and Composition
  - Government
  - Physics
  - Earth Science
  - United States History and Constitution—CR

### ***Keyboarding Courses***

In preparation for students having to take state-mandated assessments online, districts turned to the SCVSP for help in teaching students in grades 2-6 keyboarding skills. As a result, the SCVSP created instructional materials for the districts to use at their discretion. Included in the materials was free access to an online tutoring tool, TypingMaster.™ In developing this pilot program, the SCVSP set the following as the primary objectives:

1. Provide instruction in alphabetic keyboarding to students in second through sixth grade.
2. Provide instruction and practice in navigating through online open education resources and activities.
3. Provide students with the opportunity to learn how to compose paragraphs, short answers, and essay responses in a timely manner using by keyboarding.

A total of 6,575 students from sixty-seven schools in ten school districts participated in the pilot program. For a full-listing of the districts and schools, see Appendix C.

### ***English Language Arts and Math Assistance Pilot Program***

In the summer of 2014, the SCVSP launched a statewide pilot program to provide free English language arts (ELA) and math assistance courses to sixth through eighth grade students who were in danger of not being promoted to the next grade. The ELA courses were developed by SCVSP teachers, while the math courses were provided by the National Repository of Online Learning's EdReady Project, a math readiness system to help students avoid the time and cost of

remedial courses. All of the courses were standards-aligned, mastery-based, and provided personalized learning experiences based upon each student’s current level of skill and understanding.

To allow for flexibility in the use of the courses, the SCVSP placed few restrictions on the pilot schools other than that they had to use the courses during the summer and provide the following:

- Computer lab facilities for the students.
- Lab facilitators and teachers, as necessary (The ELA courses required a teacher to grade writing assignments.).
- An administrative contact for the summer pilot.

In return, the SCVSP provided the following:

- Online curricula.
- Administrative support for students.
- Subject area support.
- Training for teachers and facilitators.

A total of three hundred and eighty-five students from the following nine districts and twelve schools participated in the pilot program:

District	School
Anderson School District Five	Robert Anderson Middle School
	Glenview Middle School
Charleston County School District	Lincoln Middle-High School
Darlington County School District	Hartsville Middle School
Georgetown County School District	Carvers Bay Middle School
	Georgetown Middle School
	Rosemary Middle School
Hampton County School District One	North District Middle School
Kershaw County School District	Camden Middle School
Orangeburg Consolidated School District Four	Carver Edisto Middle School
Saluda School District	Saluda Middle School
SC Public Charter School District	Green Charter School

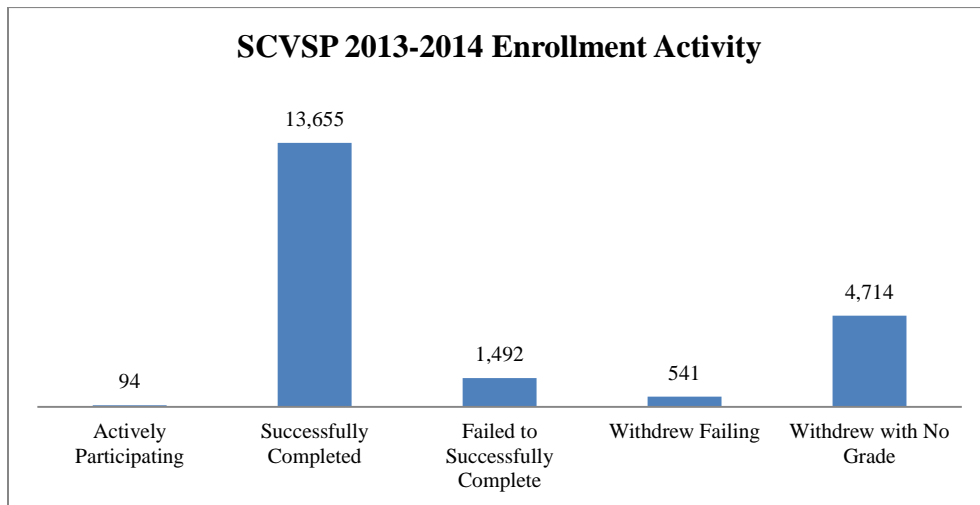
In the math program, live reporting in EdReady empowered faculty and staff to see student progress as it was being made. Participating students had an average gain of twenty-nine points on the pre and post evaluations.

### ***Faculty***

The SCVSP courses were taught by twenty-seven full-time teachers and fifty-one part-time teachers. All teachers were South Carolina-certified and Highly Qualified in the subjects that they taught. For the first time, the program employed language coaches to ensure that world language students met the presentational requirements of the state standards. In addition to their outstanding credentials, all teachers participated in ongoing professional development both face-to-face and online.

### ***Enrollment Activity***

In 2013-2014, SCVSP served 22,107 student enrollments from four hundred and fifteen schools in eighty-one public school districts, twenty-three home school associations, sixty-three private schools, and thirty-three adult education centers located throughout the state. Of the students who enrolled in courses and stayed beyond the twenty-day grace period, 13,655 successfully completed their courses while 1,492 failed their courses. The following graph highlights these statistics.



In addition, the table in Appendix D contains the number of enrollments that completed a course for each course offered. As indicated, the following ten districts enrolled the most students:

District	Enrollment
Greenville	1,897
Dorchester 2	1,095
Richland 2	873
Berkeley	821
Aiken	595
Pickens	539
Lexington/Richland 5	525
Lexington 1	386

Horry	367
Beaufort	304

### *Student Drops*

As indicated in the graph above, 4,714 students withdrew from their courses without penalty (Withdrawn No Grade or WNG), while five hundred and forty-one withdrew after the twenty-day grace period earning a grade of F (Withdrawn Failing or WF). The program required that each student who dropped a course provide a reason. Among the most common reasons offered were the following:

- Overextension (taking too many courses and/or involved in too many extracurricular activities);
- Rigor (more difficult than the student thought);
- Incompatibility with learning style (need face-to-face instruction in a brick and mortar classroom);
- Lack of understanding about the course requirements, especially language labs for world language courses; and
- Technology (non-compatible hardware and/or no internet connection at home).

### *Number of Students Unable to Enroll Because of Space Limitations*

With the significant addition of teaching staff, the SCVSP was able to enroll all students who requested to take courses during the 2013-2014 school year. We hired nine new full-time teachers, 101 part-time teachers, and 8 language coaches. This was the first school year since the opening of the program in 2007 that we were able to serve all students who applied to the program.

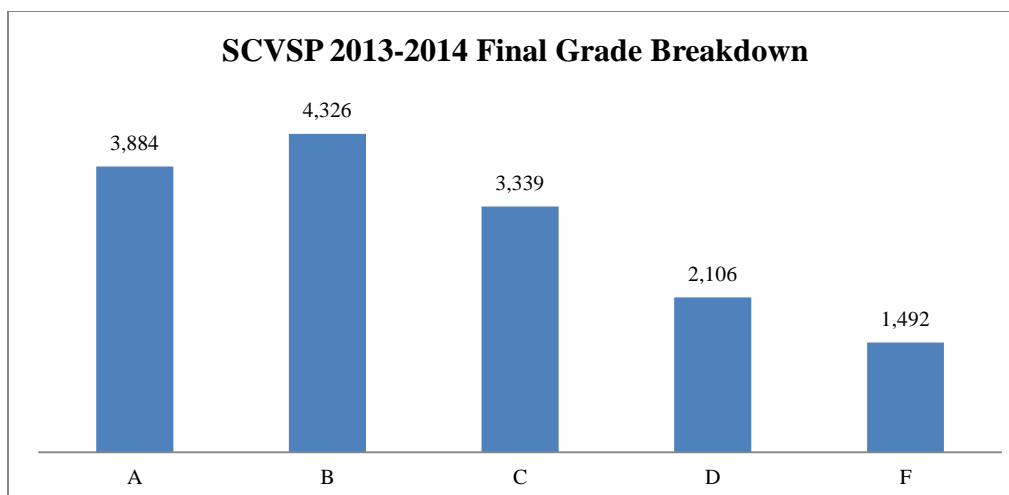
### *Student Achievement*

#### **Course Completion Rates**

Of the 22,107 enrollments, 13,655 successfully completed their courses and earned credit; 1,492 did not successfully complete their courses; and 6,960 students were in non-credit bearing courses. The successful completion rate for the 2013-2014 academic year was ninety percent. The successful completion rate for each course may be found in Appendix E.

#### **Grade Distribution**

Of the 13,655 students who successfully completed their courses, 11,549 or eighty-five percent made a grade of C or higher. Of the remaining students, 2,106 made a D, while 1,492 failed. Following is a graph of this data:



### End-of-Course Examination Program

During 2013-2014, SCVSP students who took End-of-Course Evaluation Program courses for which there is a state-mandated exam scored above the state average in all but one subject, Biology 1, as indicated on the following table:

Course	State Passage Rate	SCVSP Passage Rate
Algebra 1	85.6%	83%
Biology 1	78.8%	76%
English 1	77.0%	82%
US History and Constitution	65.4%	80%

### Advanced Placement™ Program

In 2013-2014, one-hundred and sixty-five students from thirty-four public school districts and sixty-eight schools; the South Carolina Public Charter School District; six home school associations; and four private schools took the following six Advanced Placement™ (AP) courses offered by the SCVSP: AP Art History, AP English Language and Composition, AP English Literature and Composition, AP Latin, AP Statistics, and AP U.S History (see Appendix F).

Of these one hundred and sixty-five students, eighty-four took the national AP exams. The following table provides information about the number of exam takers, as well as the number who scored a 3 or higher:

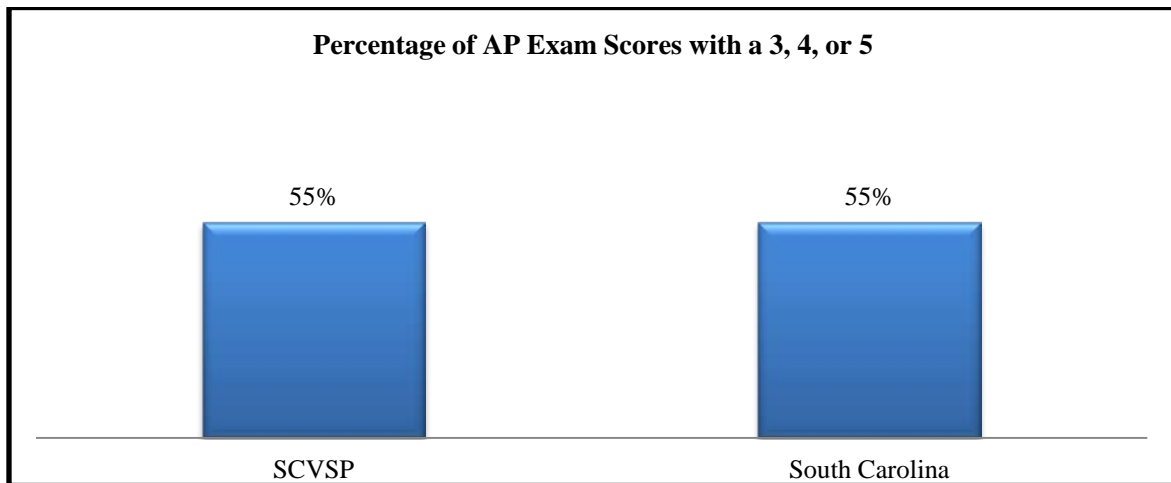
AP Exam	Number of SCVSP Exams Taken	Number of 3, 4, or 5 Scores	Percentage of 3, 4, or 5 Scores
Art History	35	15	43%
English Language and Composition	9	5	56%
English Literature and Composition	7	4	57%
Latin	2	2	100%

Statistics	15	9	60%
U.S. History	16	11	69%
<b>Total</b>	<b>84</b>	<b>46</b>	<b>55%</b>

In comparison, South Carolina public school students took a total of 17,097 AP exams in the six courses the SCVSP offered. The following table provides information for the number of exams taken by all public school students:

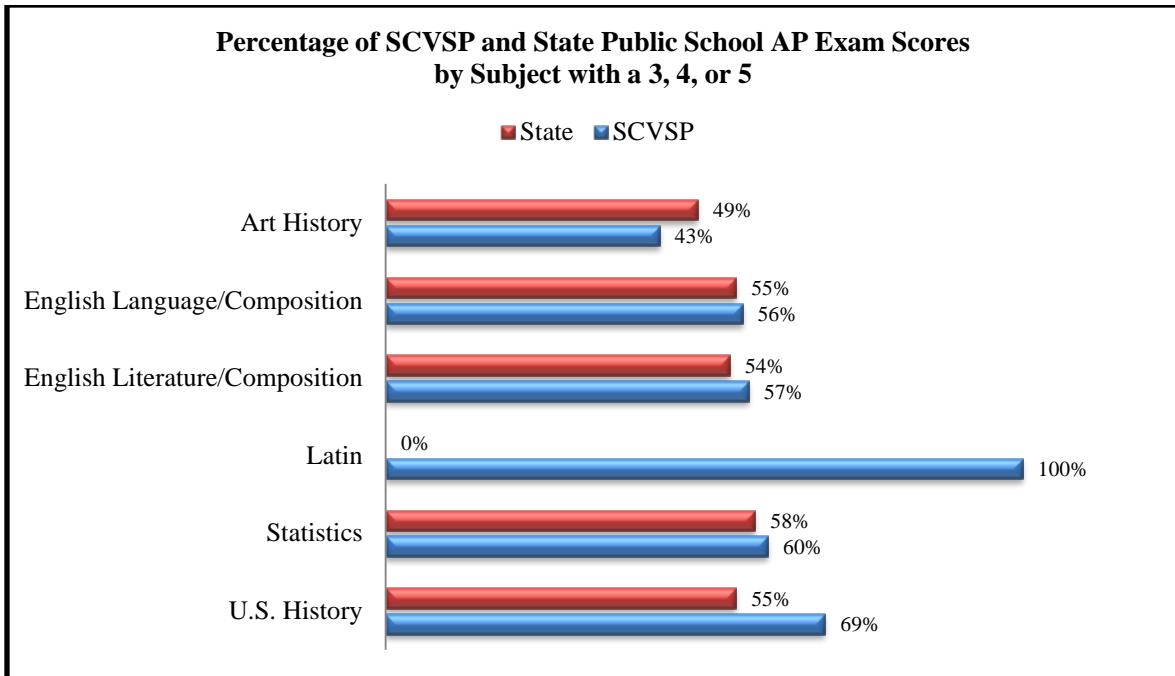
Exam/Subject	Number of State Test Taken	Number of 3, 4, or 5 Scores	Percentage of 3, 4, or 5 Scores
Art History	243	120	49%
English Language and Composition	5,241	2,864	55%
English Literature and Composition	4,306	2,337	54%
Latin	10	0	0%
Statistics	2,083	1,210	58%
U.S. History	5,214	2,869	55%
<b>Total</b>	<b>16,471</b>	<b>9,102</b>	<b>55%</b>

Interestingly, both the SCVSP and the state’s public schools had the same percentage, fifty-five percent of 3, 4, and 5 scores on these AP exams as indicated in the following chart:



The percentage of AP exams by subject with a 3, 4, or 5 for the SCVSP and the state can be found in the chart below. A 3, 4, or 5 AP exam score, in most instances, qualifies students to receive credit for the equivalent course at higher education institutions thereby reducing the number of courses students have to take for graduation.





### *Expenditures*

2013-2014 expenditures totaled \$2,270,000 for salaries and fringe benefits and \$735,000 for operating costs including but not limited to program software and instructional materials. Salary costs came from the General Fund, while the operating budget came from the K-12 Technology Committee.

### *Successes and Achievements*

The SCVSP experienced many successes and achievements during the 2013-2014 school year. In addition to a ninety percent successful completion rate, students, parents, and school counselors reported satisfaction with the program. In addition, the program received recognition from both Speak Up and Keeping Pace as described below:

#### **2013 Speak Up 200 Award**

The SCVSP was selected to receive the 2013 Speak Up 200 award. The Speak Up 200 award is given to the 200 schools/programs in the United States who consistently use the nation-wide

---

<sup>1</sup> The SCVSP AP exam scores were collected from The College Board and students' guidance counselors at their traditional, brick and mortar schools. The AP exam scores for South Carolina public schools were collected from the South Carolina Department of Education website at [http://ed.sc.gov/data/national-assessments/documents/AP2014\\_final.pdf](http://ed.sc.gov/data/national-assessments/documents/AP2014_final.pdf).

survey administered by Speak Up, a national online research project facilitated by Project Tomorrow®, which gives students, teachers, and parents the opportunity to share their viewpoints about key educational issues particularly concerning 21st century education and technology. Each year these findings are summarized and shared with national and state policy makers. Speak Up designated the SCVSP as a winner for its leadership in leveraging student, teacher, and parents' views to inform policy decision-making and strategic planning within the program. The SCVSP was considered a model for other schools because of its practice and commitment to the collection of survey data.

## **2014 Keeping Pace Report**

Keeping Pace with K-12 Digital Learning recently released its eleventh annual report, "An Annual Review of Policies and Practices in K-12 Digital Learning." According to the report, the SCVSP is now the fifth largest state-funded supplemental virtual school in the nation compared to last year's overall ranking of seventh. Including the students enrolled in our online test preparation program, Keeping Pace reported that we had a course enrollment of 24,491 in 2013-2014, a forty-six percent increase from 2012-2013.

### *Significant Changes*

In 2013-2014, the SCVSP underwent significant changes. In addition to the thirty-one percent growth in student enrollment, the program added four new courses. Additionally, it developed six new middle school courses in English language arts and math and piloted them in fourteen middle schools during the summer. It also developed a franchise program whereby districts across the state can use our program's course content, Learning Management System (Moodle), and the Student Information System (OpenSIS) to start their own online learning programs. After developing program guidelines and a contract, the SCVSP partnered with the Aiken County Public Schools to open the SCVSP's first franchise, the Aiken Virtual Academy, in the 2014-2015 school year. Finally, it launched a rebranding campaign which resulted in the SCVSP being renamed VirtualSC, with a new logo, webpage, and student information system.

### *Recommendations*

The SCVSP has grown exponentially over the past few years. However, if it is to expand its high school course offerings and increase enrollment, both additional staff and funding are needed. In the FY2015 budget, we requested five additional full-time equivalents (FTSs) to help reduce the number of part-time instructors. This request was made after an analysis of successful completion rates with part-time teachers having lower success rates than full-time teachers. We also requested additional funding to pay for the following:

- Development of additional courses for high school credit as well as non-credit courses for elementary and middle school students.
- Increased utilization of the program by underserved districts/schools through an outreach program.

- Expansion of the franchise model which would allow districts to operate their own online learning programs with increased flexibility.

Increased staffing and funding would allow the SCVSP to continue to provide online learning opportunities for students across the state.

# Appendices

---

## Appendix A: Program Overview

### *Program Overview*

Following a one-year pilot, the South Carolina Virtual School Program (SCVSP), legislatively created in May 2007, began offering courses in the 2007-08 academic year as a supplemental program for students in traditional brick and mortar public, private schools, and home schools. Since then, the program has worked with these diploma-granting schools, as well as adult education centers to provide state-funded online courses for high school credit at no cost to the students. With enrollment steadily growing, the SCVSP continues to assist districts and schools in improving their graduation rates—the mission of the program (see Appendix A for the program’s mission, core values, goals, and objectives).

### *Mission*

The mission of the SCVSP is to deliver flexible, high quality online options to meet the diverse educational needs of South Carolina students as a strategy for increasing South Carolina’s graduation rate and preparing students to become successful citizens in a competitive, global society.

### *Core Values*

The following are the core values that guide the SCVSP:

1. Students should be at the center of each decision.
2. Integrity, honesty, and respect are paramount in all aspects of SCVSP’s operations.
3. Courses must be engaging and interactive with rigorous standards-based content to meet the diverse educational needs of students.
4. Students, their parents/guardians, and the schools who sponsor the students should be active partners in the process.
5. All of these partners are accountable for their role in the educational process.
6. Continuous evaluation is vital to program improvement.

### *Goals and Objectives*

The SCVSP strives to reach the following goals and objectives:

1. Increase the graduation rate in South Carolina.
2. Focus on the individual success of each student and tailor courses to students’ educational needs.

3. Provide students with access to Advanced Placement™ and specialized courses, which may not be offered at their traditional brick and mortar schools in order to promote educational equality.
4. Provide an alternative to students who may not be able to complete their high school education without access to flexible options, i.e. students with children, students with mitigating work schedules/circumstances, students with disabilities or medical issues, etc.
5. Provide CR courses for students.
6. Provide students with a 21<sup>st</sup> century education to make them competitive in the workforce after their high school graduation or in their pursuit of a degree from a higher education institution.

## Appendix B: Course Offerings

Course	Enrollment
Accelerated Spanish 1 CP	21
Accelerated Spanish 2 CP	13
Accounting 1 CP	15
Algebra 1 CP	54
Algebra 1 CR	380
Algebra 2 CP	283
Algebra 2 CR	489
Anatomy and Physiology CP	22
AP Art History	38
AP English Language/Composition	9
AP English Literature/Composition	7
AP Latin	2
AP Statistics	16
AP US History	16
Architectural Design 1 CP	6
Art History 1 H	135
Biology CP	25
Biology CR	320
Chemistry CP	14
Chemistry CR	157
Child Development 1 CP	180
Computer Applications CP	497
Desktop Publishing CP	327
Earth Science CP	152
Economics CP	885
Economics CR	98
English 1 CP	9
English 1 CR	341
English 2 CP	43
English 2 CR	356
English 3 CP	546
English 3 CR	345
English 4 CP	543
English 4 CR	160
Entrepreneurship CP	112
Environmental Studies CP	132
Essentials for Algebra	27
Family Life Education 1 CP	93
Forensic Science CP	91
Geometry CP	291

Geometry CR	447
Government CP	742
Government CR	103
Health Science 1	114
Integrated Business Applications CP	218
Introduction to Emergency Medical Services CP	93
Introduction to Health Science CP	98
Keyboarding CP	462
Latin 1 CP	59
Latin 1A	17
Latin 2 CP	45
Latin 3 H	16
Mandarin Chinese 1	10
Mandarin Chinese 2	1
Media Arts 1	62
Medical Terminology CP	234
Music Appreciation 1	381
Personal Finance CP	179
Personal Health CP	482
Physical Education 1 CP	1,139
Physical Science CP	44
Physical Science CR	220
Physics CP	6
Pre-Calculus CP	28
Psychology CP	68
Sociology CP	49
Spanish 1 CP	48
Spanish 2 CP	64
Spanish 3 CP	22
Spanish 3 H	10
Statistics CP	368
US History and Constitution CP	68
US History CR	363
Web Design CP	145

#### Legend

AP=Advanced Placement™

H=H

CP=College Preparatory

CR=Credit Recovery

## **Appendix C: Grades 2-6 Keyboarding Pilot Districts and Schools**

### Charleston School District—813 Students

- Angel Oak Elementary
- Charleston Progressive Academy
- Edith L. Frierson Elementary School
- James B. Edwards Elementary School
- James Island Elementary School
- Memminger School of Global Studies
- Montessori Community School
- Mt Zion Elementary School
- St. James-Santee Elementary School
- Sullivan Island Elementary School

### Clarendon 2—143 Students

- Manning Elementary School
- Manning Primary School

### Dillon 4—374 Students

- Dillon Middle School
- East Elementary School
- Gordon Elementary
- Lake View Elementary
- Lake View High
- South Elementary
- Stewart Height Elementary

### Greenwood 52—123 Students

- Edgewood Middle School

### Hampton 2—1 Student

- Estill Middle School

### Oconee—2,355 Students

- Blue Ridge Elementary School
- Fair-Oak Elementary School



- James M. Brown Elementary School
- Keowee Elementary School
- Northside Elementary School
- Oakway Intermediate School
- Ravenel Elementary School
- Tamasee-Salem Elementary School
- Walhalla Elementary School
- Westminster Elementary School

Orangeburg 3—473 Students

- Ellore Elementary
- Holly Hill Elementary
- Holly Hill Robert Middle
- Lake Marion High
- St James Gaillard Elementary
- Vance Providence Elementary

Orangeburg 5—532 Students

- Bethune Bowman Elementary
- Bethune Bowman Middle
- Brookdale Elementary
- Clark Middle
- Dover Elementary
- Howard Middle
- North Middle
- Rivelon Middle
- Sheridan Elementary
- Marshall Elementary
- Mellichamp Elementary
- Whittaker Elementary

South Carolina Public Charter School District—49 students

- Bridgewater Academy

Spartanburg 2—1,172 Students

- Boiling Springs Elementary School
- Boiling Springs Intermediate School
- Chesnee Elementary School

- Carlisle-Foster's Grove Elementary School
- Cooley Springs-Fingerville Elementary School
- James H. Hendrix Elementary School
- Mayo Elementary School
- Oakland Elementary School
- Boiling Springs Middle School
- Chesnee Middle School
- Rainbow Lake Middle School

## Appendix D: Student Enrollment

District	Total Enrollment
Abbeville	84
Adult Education Centers	333
Aiken	595
Allendale	10
Anderson 1	214
Anderson 2	17
Anderson 3	38
Anderson 4	163
Anderson 5	170
Bamberg 1	11
Bamberg 2	2
Barnwell 19	7
Barnwell 29	1
Barnwell 45	76
Beaufort	304
Berkeley	821
Calhoun	3
Charleston	854
Charter	777
Cherokee	66
Chester	55
Chesterfield	236
Clarendon 1	6
Clarendon 2	84
Clarendon 3	41
Colleton	174
Darlington	103
Dillon 3	2
Dillon 4	5
Dorchester 2	1095
Dorchester 4	30
Edgefield	174
Fairfield	38
Florence 1	142
Florence 2	21
Florence 3	25
Florence 4	9
Georgetown	109
Governor's Schools	80
Greenville	1897

Greenwood 50	108
Greenwood 51	3
Greenwood 52	52
Hampton 1	87
Hampton 2	27
Home Schools	124
Horry	367
Jasper	12
Kershaw	187
Lancaster	268
Laurens 55	45
Laurens 56	1
Lexington 1	386
Lexington 2	87
Lexington 3	10
Lexington 4	68
Lexington 5	525
Marion 1	2
Marion 2	2
Marion 7	0
Marlboro	102
McCormick	5
Newberry	91
Oconee	139
Orangeburg 3	32
Orangeburg 4	13
Orangeburg 5	129
Palmetto Unified	3
Pickens	539
Private Schools (see list that follows)	358
Richland 1	270
Richland 2	873
Rock Hill	7
Saluda	151
Spartanburg 1	57
Spartanburg 2	73
Spartanburg 3	71
Spartanburg 4	7
Spartanburg 5	33
Spartanburg 6	19
Spartanburg 7	115
Sumter 17	141
Sumter 2	129

Union	4
Williamsburg	48
York 1	11
York 2	106
York 3	135
York 4	253
Grand Total	15,147

### Private School Enrollment

School	Total Enrollment
Aiken Preparatory School	12
Anderson Christian School	1
Bishop England High School	2
Calvary Christian School	1
Camden Military Academy	1
Cardinal Newman School	11
Charleston Catholic School	0
Christ Church Episcopal School	1
Christian Academy	4
Conestee Baptist Day School	2
Conway Christian School	2
Covenant Christian School	19
Dillon Christian School	40
Dorchester Acadmey	3
Faith Christian Academy	1
Fountain Inn Christian School	1
Grace Christian School	0
Greenville Classical Academy	2
Greenwood Christian School	0
Hampton Park Christian School	7
Heritage Academy	0
Hilton Head Christian Academy	19
Hilton Head Preparatory School	3
James Island Christian School	4
Jefferson Davis Academy	7
John Paul II Catholic School	3
Lake Pointe Academy	9
Laurence Manning Academy	0
Lowcountry Preparatory School	2
Mead Hall Episcopal School	1
Montessori School Of Anderson	1
Montessori School Of Mauldin	1

Mountain View Christian Academy	1
New Covenant School	3
New Prospect Christian School	3
Newberry Academy	3
North Myrtle Beach Christian School	2
Northwood Academy	4
Oakwood Christian School	6
Oconee Christian Academy	5
Orangeburg Christian Academy	2
Orangeburg Preparatory Schools	0
Palmetto Christian Academy	34
Patrick Henry Academy	10
Pee Dee Academy	25
Pinewood Prep School	20
Richard Winn Academy	1
Ridge Christian Academy	0
Shannon Forest Christian School	5
South Pointe Christian School	1
Southside Christian School	1
Spartanburg Christian Academy	6
St Francis Xavier High School	21
St John's Christian Academy	7
The Carolina Academy	2
Thomas Heyward Academy	1
Thomas Sumter Academy	7
Trinity-Byrnes Collegiate School	3
Victory Christian School	2
W Wyman King Academy	6
Westminster Catawba Christian School	17
Grand Total	358

## Appendix E: Successful Course Completion Rates

Subject	Course	Successfully Completed	Completed Failing	Total Completed	Successful Completion Rate	
<b>CATE</b>	Accounting 1 CP	15	2	17	88.24%	
	Architectural Design 1 CP	6	7	13	46.15%	
	Child Development 1 CP	180	49	229	78.60%	
	Computer Applications CP	497	41	538	92.38%	
	Desktop Publishing CP	327	33	360	90.83%	
	Entrepreneurship CP	112	13	125	89.60%	
	Family Life Education 1 CP	93	30	123	75.61%	
	Health Science 1	114	7	121	94.21%	
	Integrated Business Applications CP	218	37	255	85.49%	
	Introduction to Emergency Medical Services	93	49	142	65.49%	
	Introduction to Health Science CP	98	22	120	81.67%	
	Keyboarding CP	462	20	482	95.85%	
	Medical Terminology CP	234	38	272	86.03%	
	Personal Finance CP	179	66	245	73.06%	
	Web Design CP	145	20	165	87.88%	
	<b>English</b>	AP English Language	9	0	9	100.00%
		AP English Literature	7	1	8	87.50%
		English 1 CP	9	1	10	90.00%
		English 1 CR	341	0	341	100.00%
		English 2 CP	43	16	59	72.88%
English 2 CR		356	0	356	100.00%	
English 3 CP		546	58	604	90.40%	
English 3 CR		345	0	345	100.00%	
English 4 CP		543	46	589	92.19%	
English 4 CR		160	0	160	100.00%	
<b>Fine Arts</b>	AP Art History	38	0	38	100.00%	
	Art History H 1	135	6	141	95.74%	
	Media Arts 1	62	20	82	75.61%	
	Music Appreciation 1	381	23	404	94.31%	
<b>Health/PE</b>	Personal Health CP	482	27	509	94.70%	
	Physical Education 1 CP	1139	45	1184	96.20%	
<b>Math</b>	Algebra 1 CP	54	7	61	88.52%	
	Algebra 1 CR	380	0	380	100.00%	
	Algebra 2 CP	283	97	380	74.47%	
	Algebra 2 CR	489	0	489	100.00%	
	AP Statistics	16	0	16	100.00%	

	Essentials for Algebra	27	0	27	100.00%
	Geometry CP	291	119	410	70.98%
	Geometry CR	447	2	449	99.55%
	Pre-Calculus CP	28	2	30	93.33%
	Statistics CP	368	107	475	77.47%
<b>Science</b>	Anatomy and Physiology	22	3	25	88.00%
	Biology CP	25	3	28	89.29%
	Biology CR	320	0	320	100.00%
	Chemistry CP	14	0	14	100.00%
	Chemistry CR	157	1	158	99.37%
	Earth Science CP	152	46	198	76.77%
	Environmental Studies CP	132	23	155	85.16%
	Forensic Science CP	91	20	111	81.98%
	Physical Science CP	44	5	49	89.80%
	Physical Science CR	220	0	220	100.00%
	Physics CP	6	4	10	60.00%
<b>Social Studies</b>	AP US History	16	1	17	94.12%
	Economics CP	885	129	1014	87.28%
	Economics CR	98	0	98	100.00%
	Government CP	742	131	873	84.99%
	Government CR	103	0	103	100.00%
	Psychology CP	68	8	76	89.47%
	Sociology CP	49	22	71	69.01%
	US History and Constitution CP	68	15	83	81.93%
	US History CR	363	0	363	100.00%
<b>World Languages</b>	Accelerated Spanish 1 CP	21	0	21	100.00%
	Accelerated Spanish 2 CP	13	1	14	92.86%
	AP Latin	2	0	2	100.00%
	Latin 1 CP	59	13	72	81.94%
	Latin 1A	17	11	28	60.71%
	Latin 2 CP	45	2	47	95.74%
	Latin 3 H	16	0	16	100.00%
	Mandarin Chinese 1	10	0	10	100.00%
	Mandarin Chinese 2	1	0	1	100.00%
	Spanish 1 CP	48	26	74	64.86%
	Spanish 2 CP	64	16	80	80.00%
	Spanish 3 CP	22	0	22	100.00%
	Spanish 3 H	10	1	11	90.91%
Totals		13,655	1,492	15,147	90.15%



## Appendix F: Advanced Placement

Per the following table, 165 students took AP courses with the SCVSP during the 2013-2014 school year.

District	School	Enrollment
Abbeville	Abbeville High School	1
Aiken	Aiken High	20
	Midland Valley High	3
	North Augusta High	1
	Silver Bluff High	1
	South Aiken High	2
Anderson 1	Palmetto High	7
	Powdersville High School	1
	Wren High School	2
Anderson 5	T.L. Hanna High	2
Beaufort	Battery Creek High	1
	Beaufort High School	2
	Bluffton High School	2
	Hilton Head High	3
	Whale Branch Early College High School	2
Berkeley	Hanahan High School	1
	Stratford High School	1
Charleston	Charleston Charter School for Math and Science	1
	Charleston County School of the Arts	2
	James Island Charter High School	1
Charter	Palmetto State E-cademy	7
Chesterfield	Cheraw High School	1
Clarendon 1	Scott's Branch High School	1
Clarendon 3	East Clarendon High School	1
Colleton	Colleton County High	3
Darlington	Hartsville High School	1
Dorchester 2	Ashley Ridge High School	2
	Summerville High School	1
Florence 3	Lake City High School	6
Georgetown	Waccamaw High School	1
Greenville	Blue Ridge High School	1
	Greenville Senior High School	1
	Greer High School	1
	Hillcrest Senior High School	1
	J L Mann High School	1
	Mauldin High School	1

	Riverside High School	1
	Southside High School	13
	Woodmont High School	1
Greenwood 50	Greenwood High School	1
Home Schools	Grace Home School Association	1
	Homeward Education Association	1
	Palmetto Independent Educators	2
	Piedmont Home Educators' Association	1
	Reach The Top	3
	Upstate Association of Home Schools	1
Jasper	Ridgeland Hardeeville High School	1
Lancaster	Buford High School	1
	Lancaster High School	1
Lexington 1	Lexington High School	1
	River Bluff High School	1
	White Knoll High School	1
Lexington 2	Airport High School	1
Lexington 4	Swansea High School	2
Lexington 5	Irmo High School	1
Marlboro	Marlboro County High School	1
Oconee	Tamassee-Salem High School	1
	Walhalla Senior High School	1
	West-Oak Senior High School	1
Orangeburg 5	Bethune-Bowman Middle High School	1
	Orangeburg-Wilkinson High School	11
Pickens	Easley High School	3
Private Schools	Oconee Christian Academy	2
	Palmetto Christian Academy	1
	South Aiken Baptist Christian School	1
	Westminster Catawba Christian School	1
Richland 1	A C Flora High School	1
	Columbia High School	1
	Lower Richland High School	4
Richland 2	Richland Northeast High School	1
	Richland Two Charter High School	2
	Westwood High School	1
Spartanburg 1	Chapman High School	1
Spartanburg 5	James F. Byrnes High School	1
York 1	York Comprehensive High School	2
York 3	Northwestern High School	1
	Rock Hill High School	1

York 4	Comenius School for Creative Leadership	1
	Nation Ford High School	3